

2021-22
Ürün Katalođu
Product Catalogue

Estetik ve Kalitenin Buluşma Noktası...
The Meeting Point of Aesthetics and Quality...



AA AYDINAL®
ALÜMİNYUM

www.aydinal.com.tr - www.moonglass.com.tr



AYDINAL[®]
ALÜMİNYUM

Estetik ve Kalitenin Buluşma Noktası...
The Meeting Point of Aesthetics and Quality...



1997 yılında alüminyum sektöründe marangozlar sanayinde 200 m2 kapalı alanda alüminyum doğrama ve dış cephe kaplama atölyesi olarak başlamıştır. 2015 yılında ise kendi bünyesinde alüminyum küpeşte aksesuarları üretim montajına başlamıştır. 2019 yılında Aydınal Alüminyum olarak Elit Sanayi Sitesinde 1500 m2 kapalı alan fabrikasında cnc, torna tezgahları ve son teknoloji eloksal kaplama tesisini kurarak tam otomatik makine parkurlarıyla alüminyum aksesuarları üretim ve pazarlama ağını kurmuştur.

Misyonumuz

Kaliteden ve yüksek verimliliğimizde ödün vermeden daima yenilikçi düşünceler doğrultusunda sektör standartlarının yükselmesine katkıda bulunarak müşteri beklentilerinin en iyi şekilde karşılayan tüm dünyanın tanıdığı güvenilir bir marka olmaktır.

Vizyonumuz

Toplam kalite yönetimi felsefesi ile kurumsallaşarak gelişmiş rekabet gücünü arttırmak, sürekli istikrar ve iyi bir istihdam anlayışını destekleyen yatırımlarla satış ve satış sonrası hizmetlerimizi yüksek kalite standartlarında sunarak dünyanın öncü üreticileri arasında yer almaktır.

It has started as the alluminium joinery and siding workshop in the year 1997 on the alluminium sector at the elit industrial zone within a 200 m2 indoor area. When it comes to the year 2015, it has started to the production and mounting of alluminium railing accesoires within its own structure. In the year 2019 as the Aydınal Alüminyum, by establishing the cnc, lathe workbenches and latest technology electual siding facility within the indoor factory area of 1500 m2 it established its alluminium accessories production and marketing web through the totally automatic machinery parks.

Our Mission

Without sacrificing from the quality and high efficiency, always within the direction of creative and innovative ideas, by contributing the sector standards increase, becoming a reliable trademark which is known by all over the world and satisfying its customers demands at its best.

Our Vision

Increasing the competivity power by getting instutionalized through the total quality management philosophy, with the investments supporting the constant stability and a good employment, presenting our sales and after sales services with high quality standards, it is amond the leading producers of the world.



AA AYDINAL®

ALÜMİNYUM

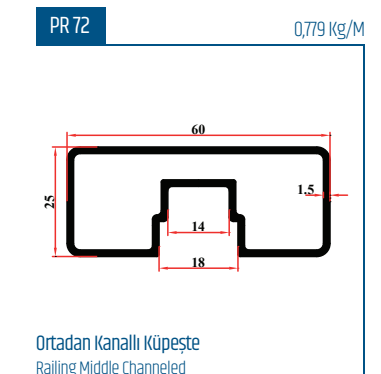
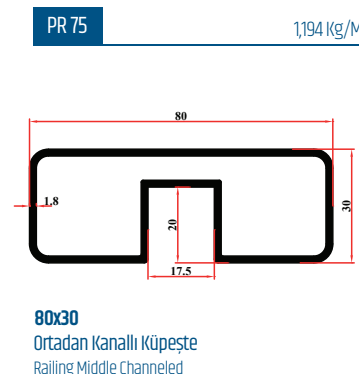
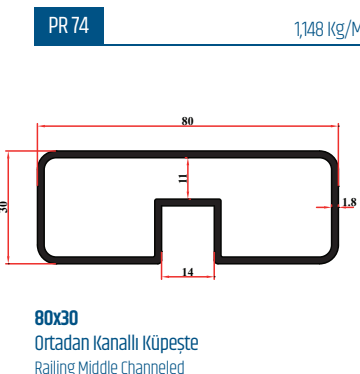
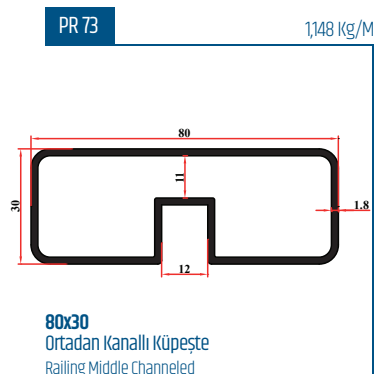
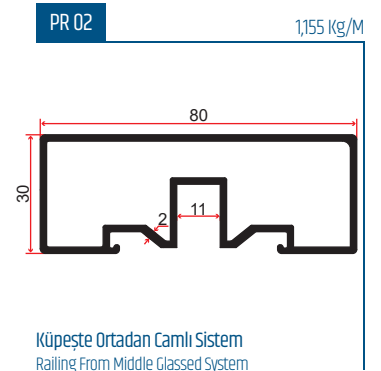
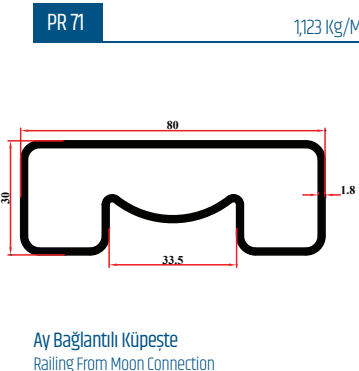
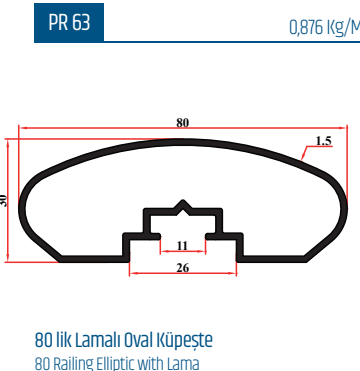
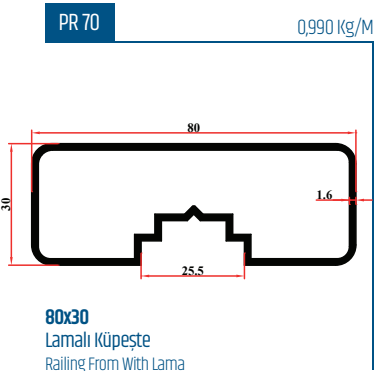
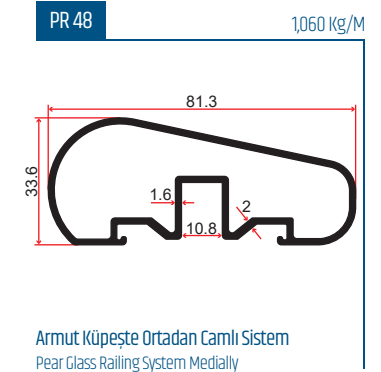
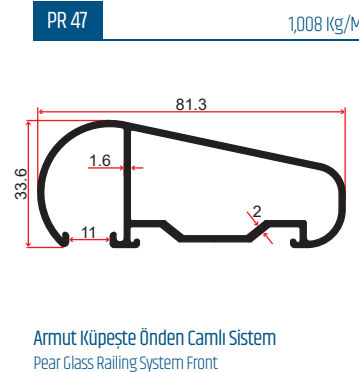
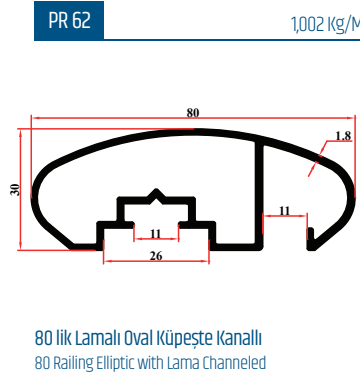
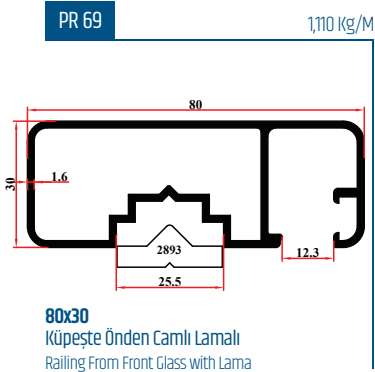
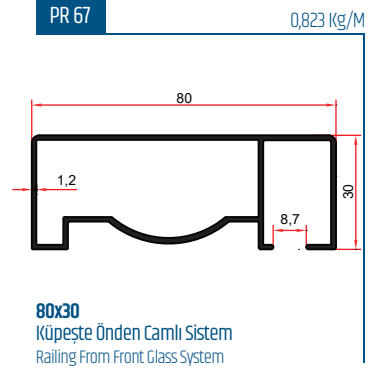
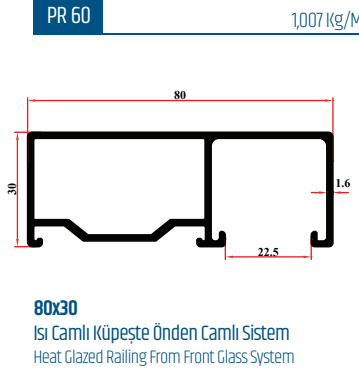
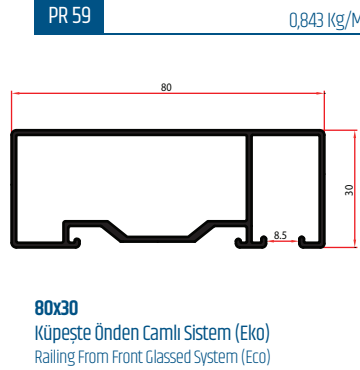
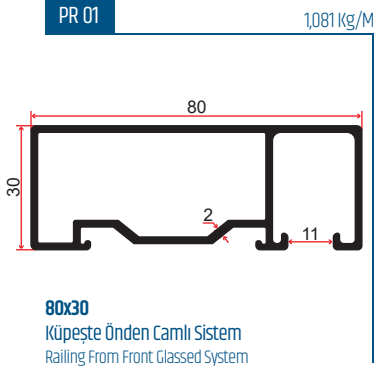




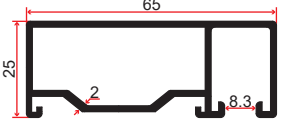
AA AYDINAL[®]
ALÜMİNYUM

Küpeşte Profil Grubu
Handrail Profile Group

www.aydinal.com.tr

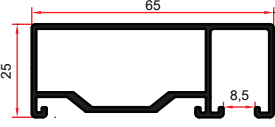


PR 03 0,829 Kg/M



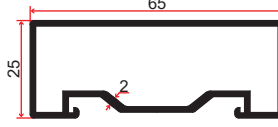
65x25
Küpeşte Önden Camlı Sistem
Railing From Front Glassed System

PR 58 0,685 Kg/M



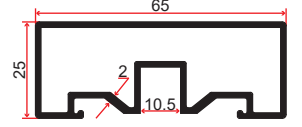
65x25
Küpeşte Önden Camlı Sistem (Eko)
Railing From Front Glassed System (Eco)

PR 04 0,755 Kg/M



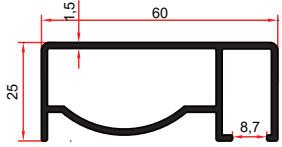
65x25
Kanalsız Küpeşte
Unchanneled Railing

PR 49 0,840 Kg/M



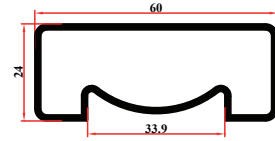
65x25
Küpeşte Ortadan Camlı Sistem
Elimination of Glass Railing System

PR 66 0,734 Kg/M



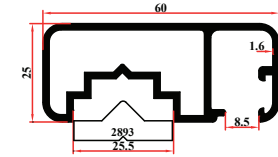
60x25
Küpeşte Önden Camlı Sistem
Railing From Front Channeled System

PR 76 0,702 Kg/M



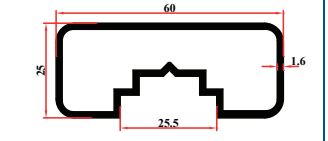
60x25
Küpeşte Kanalsız
Unchanneled Railing

PR 77 0,871 Kg/M



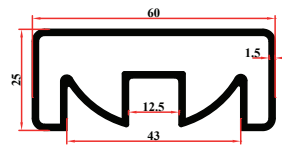
60x25
Küpeşte Önden Camlı Lamalı
Railing From Front Glass with Lama

PR 78 0,780 Kg/M



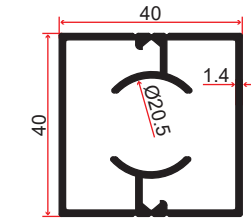
60x25
Lamalı Küpeşte
Railing From With Lama

PR 79 0,880 Kg/M



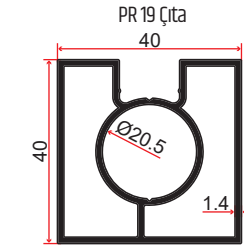
60x25
Küpeşte Ortadan Kanallı
Railing From Middle Channeled

PR 05 0,809 Kg/M



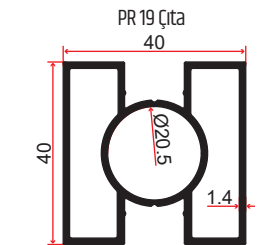
40x40
Kanalsız
Unchanneled

PR 06 0,888 Kg/M



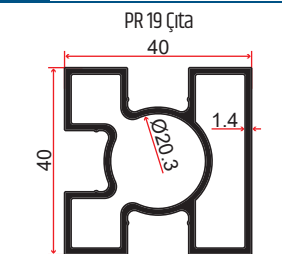
40x40
Tek Kanallı
Single Channeled

PR 07 0,900 Kg/M



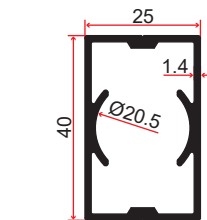
40x40
Çift Kanallı
Double Channeled

PR 08 0,890 Kg/M



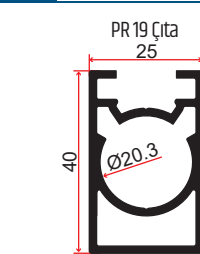
40x40
Üç Kanallı
Triple Channeled

PR 09 0,619 Kg/M



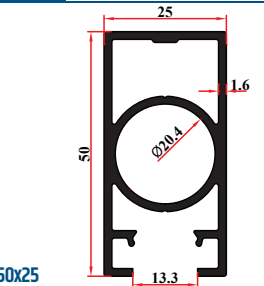
40x25
Kare Dikme
Square Sewing

PR 10 0,775 Kg/M



40x25
Tek Kanallı
Single Channeled

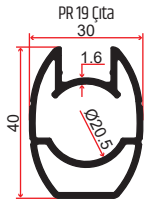
PR 43 0,892 Kg/M



50x25
Tek Kanallı Dikme
Single Channeled Sewing

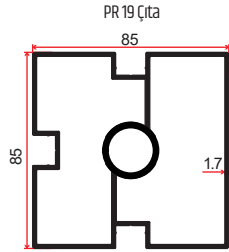


PR 57 0,702 Kg/M



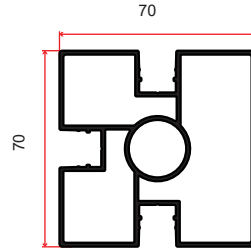
40x30
Oval Tek Kanallı
Single Channeled Oval

PR 22 2,406 Kg/M



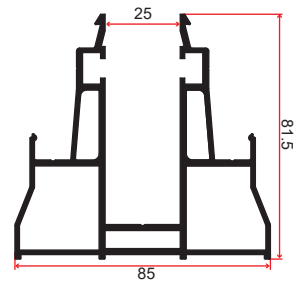
85x85
Üç Kanallı Dikme
Three Channel Sewing

PR 68 1,793 Kg/M



70x70
Üç Kanallı Dikme
Three Channel Sewing

PR 52 2,336 Kg/M



Yeni Cam Baza
New Glass Base

PR 65 0,700 Kg/M



Sıkıştırma Baza Kapağı Kısa
Compression Base Cover Short

PR 64 0,725 Kg/M



Sıkıştırma Baza Kapağı Uzun
Compression Base Cover Long

PR 53 0,324 Kg/M



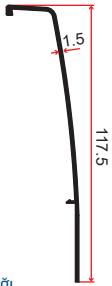
Yeni Cam Baza Kapağı İç
New Glass Base Cover Inside

PR 54 0,270 Kg/M



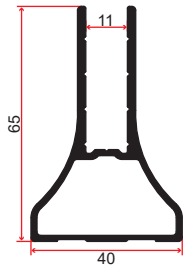
Yeni Cam Baza Kapağı Dış
New Glass Base Cover External

PR 55 0,575 Kg/M



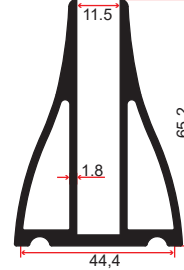
Ayarlı Baza Kapağı
Adjustable Base Cover

PR 51 0,964 Kg/M



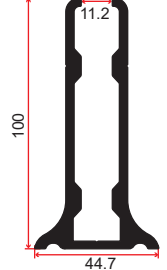
Yeni Eko Gemici
New Eco Sailor

PR 45 1,576 Kg/M



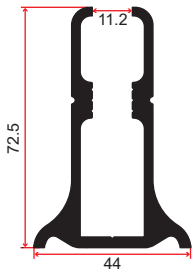
Destekli Gemici
Aided Sailor

PR 41 2,385 Kg/M



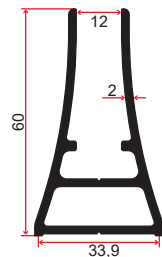
100' lük Gemici
100' Sailor

PR 42 1,671 Kg/M



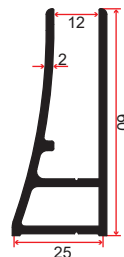
72' lik Gemici
72' Sailor

PR 44 1,002 Kg/M



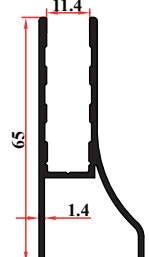
Gemici
Sailor

PR 46 0,892 Kg/M



Tek Taraflı Gemici
Unilateral Sailor

PR 75-1 0,758 Kg/M

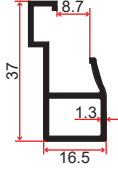


Tek Taraflı Gemici
Single Side Sailor



PR 50

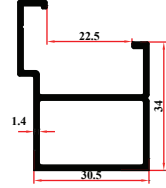
0,339 Kg/M



8 mm Cam Kanalı Yeni
New Channel 8 mm Glass

PR 61

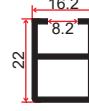
0,564 Kg/M



Isı Camlı Cam Kanalı Yeni
New Channel Heat Glazed

PR 14

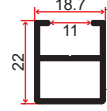
0,267 Kg/M



8 mm Cam Kanalı
Channel 8 mm Glass

PR 15

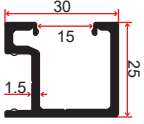
0,283 Kg/M



10 mm Cam Kanalı
Channel 10 mm Glass

PR 11

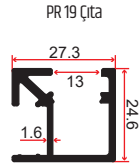
0,502 Kg/M



30x25
Dikey Panel Tutucu
Vertical Pannel Holder

PR 12

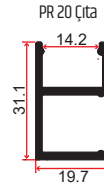
0,458 Kg/M



20x12
Dikey Panel Tutucu
Vertical Pannel Holder

PR 13

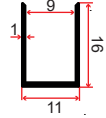
0,413 Kg/M



Takviyesiz Cam Tutucu
Monochoque Glass Holder

PR 56

0,113 Kg/M



8 mm Cam U' su
8 mm Glass is U

PR 18

0,191 Kg/M



14x14
Kutu
Box

PR 17

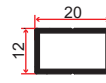
0,251 Kg/M



14x14
Kutu
Box

PR 16

0,191 Kg/M



20x12
Kutu
Box

PR 21

0,080 Kg/M



12 mm Çıta
12 mm Bar

PR 19

0,090 Kg/M



13 mm Çıta
13 mm Bar

PR 20

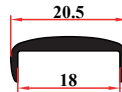
0,088 Kg/M



15 mm Çıta
15 mm Bar

PR 80

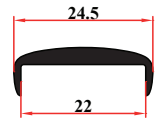
0,139 Kg/M



18 mm Üst Cam Çıtası
Top Glass Bar 18 mm

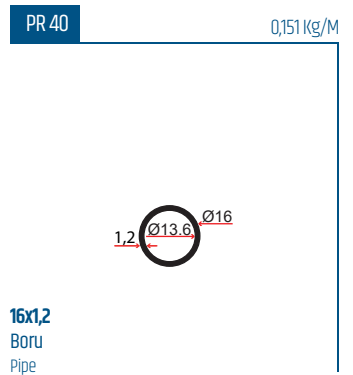
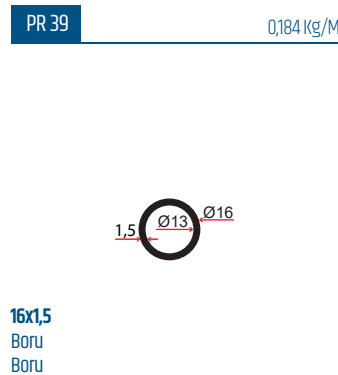
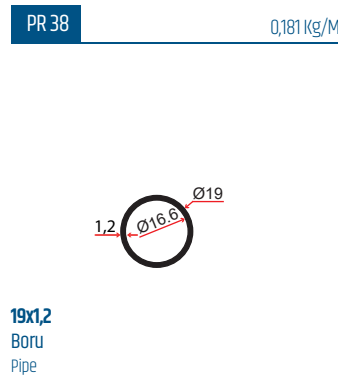
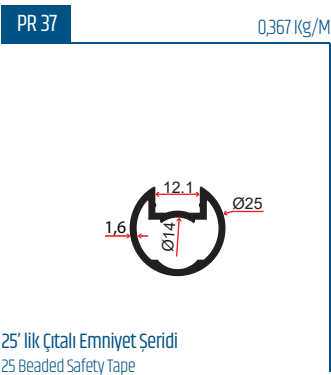
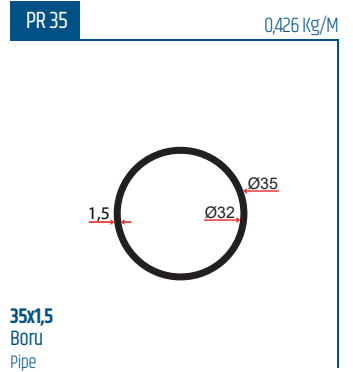
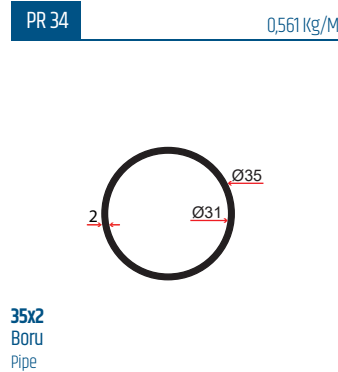
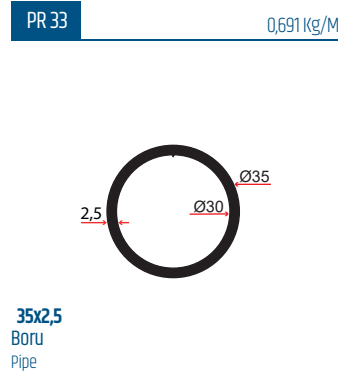
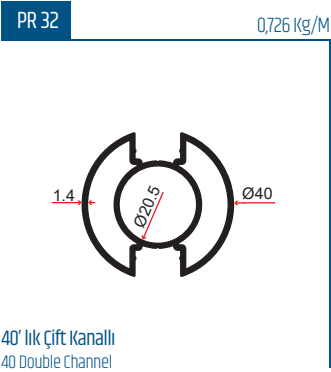
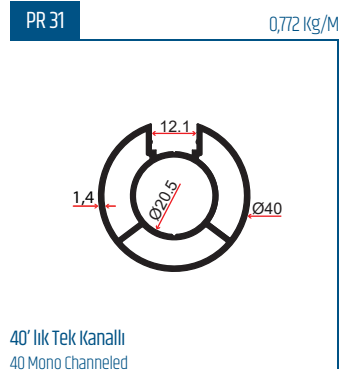
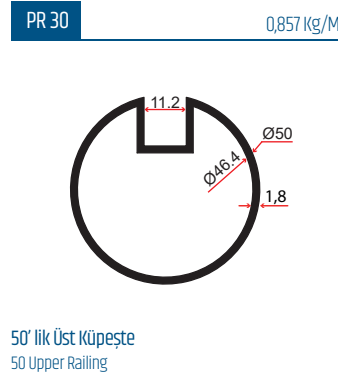
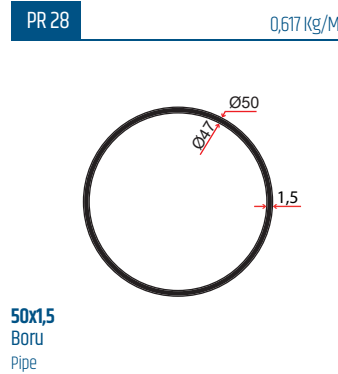
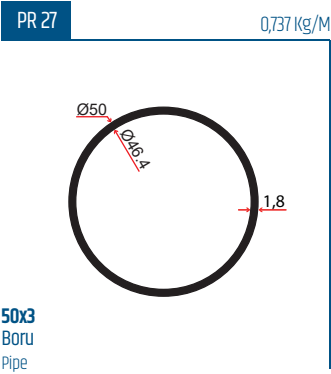
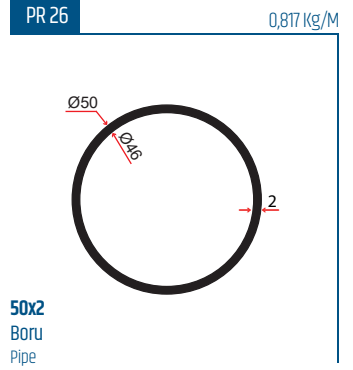
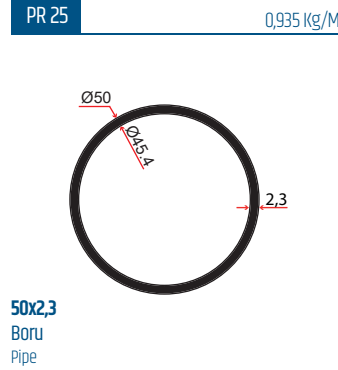
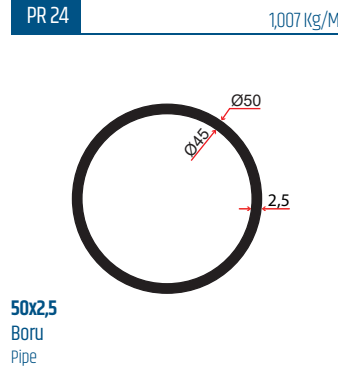
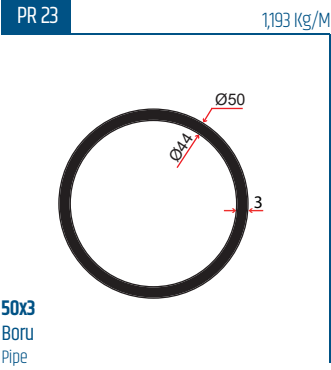
PR 81

0,187 Kg/M



22 mm Üst Cam Çıtası
Top Glass Bar 22 mm







AA AYDINAL[®]
ALÜMİNYUM

Kare - Oval Aksesuarlar
Square - Elliptic Accessories

www.aydinal.com.tr

KA 04



40x40
Sabit Mafsal Somunlu
Fixed Joint with Nut

KA 05




40x25
Sabit Mafsal Somunlu
Fixed Joint with Nut

KA 03




40x40
Sabit Mafsal Kanallı
Fixed Joint with Splined

BA 03



40x40
Sabit Ay Bağlantı
Fixed Joint Connection

BA 05



40x25
Sabit Ay Bağlantı
Fixed Joint Connection

KA 06



40x40
Hareketli Mafsal
Movable Joint

KA 07



40x25
Hareketli Mafsal
Movable Joint

BA 01



40x40
Hareketli Ay Bağlantı
Movable Joint

BA 01-1




40x25
Hareketli Ay Bağlantı
Movable Joint

KA 81



40x40
Lamalı Sabit Mafsal
Fixed Joint with Lama

KA 82



40x25
Lamalı Sabit Mafsal
Fixed Joint with Lama

KA 83



50x25
Hareketli Mafsal
Movable Joint

KA 84



50x25
Sabit Mafsal
Fixed Joint

KA 85




50x30
Oval Hareketli Mafsal
Movable Joint Oval

KA 86



50x30
Oval Sabit Mafsal
Fixed Joint Oval

KA 78



Lamalı Başlık
Joint with Lama



KA 08




40x40
Dikme Flanş
Sewing Plate

KA 09



40x25
Dikme Flanş
Sewing Plate

KA 10



40x40
Dikme Flanş (Eko)
Sewing Plate (Eco)

KA 11



40x25
Dikme Flanş (Eko)
Sewing Plate (Eco)

KA 87



50x25
Dikme Flanş
Sewing Plate

KA 88



50x30
Oval Dikme Flanş
Sewing Plate Oval



KA 14



65x25
Dirsek Önden Kanallı 90°
Channeled of Front Angle 90°

KA 14-1



65x25
Dirsek Ortadan Kanallı 90°
Channeled of Middle Angle 90°

KA 14-2




65x25
Dirsek Ters Kanallı 90°
Channeled of Reverse Angle 90°

KA 12




65x25
Dirsek 90°
Elbow 90°

KA 14-3




65x25
Duvar Flanşlı Dirsek 90° (Sağ - Sol)
Wall Flange with Elbow 90° (Right - Left)

KA 12-1




65x25
Dikey Dirsek 90°
Vertical Angle 90°

KA 15



65x25
Dirsek Önden Kanallı 45°
Channeled of Front Angle 45°

KA 15-1




65x25
Dirsek Ortadan Kanallı 45°
Channeled of Middle Angle 45°

KA 13



65x25
Dirsek 45°
Elbow 45°

KA 16



65x25
Hareketli Dirsek
Movable Angle

KA 16-1




65x25
Hareketli Dirsek Duvar Flanşlı
Moving Wall Flange Elbow

KA 17




65x25
Tek Hareketli Dirsek
Single Movable Angle

KA 18



65x25
Çift Hareketli Dirsek
Double Movable Angle

KA 19




65x25
Çift Hareketli Mafsallı Dirsek
Double Movable Jointed Angle

KA 20



65x25
Tek Hareketli Mafsallı Dirsek (Sol)
Single Movable Jointed Angle (Left)


KA 21



65x25
Tek Hareketli Mafsallı Dirsek (Sağ)
Single Movable Jointed Angle (Right)



KA 22



65x25
Bilezik
Bracelet

KA 22-1



65x25
Bilezik Ortadan Kanallı
Bracelet Channeled From Middle

KA 23



65x25
Bilezik Önden Kanallı
Bracelet Channeled From Front

KA 24




65x25
Duvar Flanşı (İçten Delikli)
Wall Plate (Internal Perforated)

KA 25



65x25
Duvar Flanşı İçten Delikli Cam Kanallı
Wall Plate Internally Perforated Glass Channeled

KA 26




65x25
Duvar Flanşı Dıştan Delikli
Wall Plate Externally Perforated

KA 26-1




65x25
Duvar Flanşı Dıştan Delikli Cam Kanallı
Wall Plate Externally Perforated with Glass Channeled

KA 26-2



65x25
Duvar Flanşı Dıştan Delikli Ortadan Kanallı
Wall Plate Externally Perforated Middle Channeled

KA 22-T



65x25
Tapa
Plug



KA 35



80x30
Dirsek Önden Kanallı 90°
Channeled of Front Angle 90°

KA 33



80x30
Dirsek Ortadan Kanallı 90°
Channeled of Middle Angle 90°

KA 35-1




80x30
Dirsek Ters Kanallı 90°
Channeled Reverse Angle 90°

KA 31




80x30
Dirsek 90°
Elbow 90°

KA 35-2




80x30
Duvar Flaşlı Dirsek 90° (Sağ - Sol)
Wall Flange with Elbow 90° (Right - Left)

KA 31-1




80x30
Dikey Dirsek 90°
Vertical Angle 90°

KA 36



80x30
Dirsek Önden Kanallı 45°
Channeled of Front Angle 45°

KA 34




80x30
Dirsek Ortadan Kanallı 45°
Channeled of Middle Angle 45°

KA 32



80x30
Dirsek 45°
Elbow 45°

KA 37



80x30
Hareketli Dirsek
Movable Angle

KA 37-1



80x30
Hareketli Dirsek Duvar Flaşlı
Moving Wall Flange Elbow

KA 39



80x30
Tek Hareketli Dirsek
Single Movable Angle

KA 38



80x30
Çift Hareketli Dirsek
Double Movable Angle

KA 40




80x30
Çift Hareketli Mafsallı Dirsek
Double Movable Jointed Angle

KA 41



80x30
Tek Hareketli Mafsallı Dirsek (Sol)
Single Movable Jointed Angle (Left)

KA 42



80x30
Tek Hareketli Mafsallı Dirsek (Sağ)
Single Movable Jointed Angle (Right)



KA 43



80x30
Duvar Flanşı İçten Delikli
Wall Flange Internal Perforated

KA 44



80x30
Duvar Flanşı İçten Delikli Önden Kanallı
Wall Plate Internally Perforated Front Channeled

KA 45



80x30
Duvar Flanşı İçten Delikli Ortadan Kanallı
Wall Plate Internally Perforated Middle Channeled

KA 46



80x30
Duvar Flanşı Dıştan Delikli
Wall Plate External Perforated

KA 46-1



80x30
Duvar Flanşı Dıştan Delikli Cam Kanallı
Wall Plate Externally Perforated with Glass Channeled

KA 46-2



80x30
Duvar Flanşı Dıştan Delikli Ortadan Kanallı
Wall Plate Externally Perforated with Middle Channeled

KA 47



80x30
Bilezik
Bracelet

KA 48



80x30
Önden Kanallı Bilezik
Front Channeled Bracelet

KA 49



80x30
Ortadan Kanallı Bilezik
Middle Channeled Bracelet

KA 50




80x30
Tapa
Plug

KA 51



85x85
Topuz
Knob

KA 52



85x85
Dikme Flanş
Sewing Plate

KA 53



85x85
Tapa
Plug

KA 89



70x70
Topuz
Knob

KA 90



70x70
Dikme Flanş
Sewing Plate

KA 91



70x70
Tapa
Plug



KA 101



60x25
Dirsek Önden Kanallı 90°
Channeled of Front Angle 90°

KA 102



60x25
Dirsek Ortadan Kanallı 90°
Channeled of Middle Angle 90°

KA 101-1




60x25
Dirsek Ters Kanallı 90°
Channeled Reverse Angle 90°

KA 100




60x25
Dirsek 90°
Elbow 90°

KA 101-2




60x25
Duvar Flaşlı Dirsek 90° (Sağ - Sol)
Wall Flange with Elbow 90° (Right - Left)

KA 100-1




60x25
Dikey Dirsek 90°
Vertical Angle 90°

KA 104



60x25
Dirsek Önden Kanallı 45°
Channeled of Front Angle 45°

KA 105




60x25
Dirsek Ortadan Kanallı 45°
Channeled of Middle Angle 45°

KA 103



60x25
Dirsek 45°
Elbow 45°

KA 106



60x25
Hareketli Dirsek
Movable Angle

KA 107




60x25
Hareketli Dirsek Duvar Flaşlı
Moving Wall Flange Elbow

KA 108




60x25
Tek Hareketli Dirsek
Single Movable Angle

KA 109




60x25
Çift Hareketli Dirsek
Double Movable Angle

KA 118




60x25
Çift Hareketli Mafsallı Dirsek
Double Movable Jointed Angle

KA 119



60x25
Tek Hareketli Mafsallı Dirsek (Sol)
Single Movable Jointed Angle (Left)


KA 120



60x25
Tek Hareketli Mafsallı Dirsek (Sağ)
Single Movable Jointed Angle (Right)



KA 110



60x25
Bilezik
Bracelet

KA 111



60x25
Bilezik Ortadan Kanallı
Bracelet Channeled From Middle

KA 112



60x25
Bilezik Önden Kanallı
Bracelet Channeled From Front

KA 117



60x25
Duvar Flanşı (İçten Delikli)
Wall Plate (Internal Perforated)

KA 116



60x25
Duvar Flanşı İçten Delikli Önden Kanallı
Wall Plate Internally Perforated Front Channeled

KA 115



60x25
Duvar Flanşı Dıştan Delikli Ortadan Kanallı
Wall Plate Externally Perforated Middle Channeled

KA 114




60x25
Duvar Flanşı Dıştan Delikli
Wall Plate Externally Perforated

KA 114-1



60x25
Duvar Flanşı Dıştan Delikli Cam Kanallı
Wall Plate Externally Perforated Glass Channeled

KA 27




40x40
Yandan Bağlantı
Side Connection

KA 28



16x22
Cam U Dirsek 90°
Glass U Angle 90°

KA 29



16x22
Cam U Dirsek 45°
Glass U Angle 45°

KA 30



16x22
Cam U Bilezik
Glass U Bracelet

KA 56



45°
Kare Duvar Bağlantısı (4 cm)
Square Wall Connection (4 cm)

KA 56-1



45°
Kare Duvar Bağlantısı (2,5 cm)
Square Wall Connection (2,5 cm)

KA 57



Kare Duvar Bağlantısı
Square Wall Connection



KA 54



14x14
Tapa
Plug

KA 55



14x14
Küre Dirsek
Globe Angle

KA 55-1



14x14
Küre Pullu
Globe Sequin

KA 55-2



14x14
Küre Dirsek Dış Geçme
Globe Angle Outer Passing

KA 58




14x14
Dirsek 90°
Elbow 90°

KA 59




14x14
Dirsek 45°
Elbow 45°

KA 60



14x14
Bilezik
Bracelet

KA 64




14x14
Kare Tutamak
Square Handle

KA 64-1



14x14
Kare Tutamak
Square Handle

KA 70




Düz Vida Gizleme
Straight Screw Hiding

KA 61



40x40
Tapa
Plug

KA 61-1



40x25
Tapa
Plug

KA 72



4 cm
Duvar Flaşı İçten Delikli Cam Kanallı
Wall Plate (Internal Perforated Glass Channel)

KA 73



2,5 cm
Duvar Flaşı (Dıştan Delikli)
Wall Plate (External Perforated)

KA 75



14x14
Dikey Tutucu Jumbo
Vertical Holder Jumbo

KA 69



Epoksi Yapıştırıcı
Epoxy Adhesive



KA 74



Ayarlı Spider Cam Tutucu
Adjustable Spider Glass Holder

KA 74-1



Ayarlı Spider Cam Tutucu Ay Bağlantılı
Adjustable Spider Glass Holder with Joint

KA 92



Çiftli Cam Tutucu
Double Glass Holder

KA 93




Tekli Cam Tutucu
Single Glass Holder

KA 94



Cam Tutucu
Glass Holder

KA 95



Cam Tutucu Spider
Glass Spider

KA 96




Cam Tutucu Dikme Spider
Glass Spider

KA 76



30x25
Dikey Panel Tutucu Köşesi 90°
Vertical Panel Holder Corner 90°

KA 98



30x25
Dikey Panel Tutucu Köşesi 45°
Vertical Panel Holder Corner 45°

KA 99



30x25
Dikey Panel Tutucu Bilezik
Vertical Panel Holder Ring

KA 97



30x25
Dikey Panel Tutucu Tapa
Vertical Panel Holder Plug

KA 122



30x25
Dikey Panel Tutucu Duvar Flanşı
Vertical Panel Holder Wall Flange

KA 71



Merkeziye Aparatı
Centering Apparatus

KA 67



8 Metrik Gijon
8 Metric Connector

KA 65



20 lik Ankrāj
20' Anchorage

KA 66



20 lik Ankrāj Boş
20' Empty Anchorage



ÇKK 1



8mm Kızak Tapası
8mm Sled Fuze

ÇKK 2




8mm Kızak Köşe 45°
8mm Sled Corner 45°

ÇKK 3



8mm Kızak Köşe 90°
8mm Sled Corner 90°

ÇKK 4



10mm Kızak Tapası
10mm Sled Fuze

ÇKK 5



10mm Kızak Köşe 45°
10mm Sled Corner 45°

ÇKK 6



10mm Kızak Köşe
10mm Sled Corner 90°

ÇKK 7



8mm Cam Kızak Dış Köşe 90° (Yeni)
8mm Glass Rack External corner 90° (New)

ÇKK 8



8mm Cam Kızak İç Köşe 90° (Yeni)
8mm Glass Rack Internal Corner 90° (New)

ÇKK 9



8mm Cam Kızak Dış Köşe 45°
8mm Glass Rack External Corner 45°

ÇKK 10



8mm Cam Kızak İç Köşe 45° (Yeni)
8mm Glass Rack Internal Corner 45° (New)

ÇKK 11



Cam Kızak Tapa (Yeni)
Glass Rack Cork (New)

KA 62



20x12
Pvc Dirsek
Pvc Angle

KA 63



20x12
Pvc Tapa
Pvc Plug



OA 01




30x40
Oval Sabit Mafsal
Oval Hard Knuckle

OA 01-1



30x40
Oval Hareketli Mafsal
Movable Oval Joint

OA 01-2



30x40
Oval Hareketli Mafsal Ay Bağlantılı
Movable Oval Joint Connection

OA 02



30x40
Oval Dikme Flanş
Oval Sewing Flange

OA 03




Armut Dirsek 90°
Pear Angle 90°

OA 04




Armut Dirsek 45°
Pear Angle 45°

OA 05



Armut Dirsek 90°
Pear Angle 90°

OA 06



Armut Dirsek 45°
Pear Angle 45°

OA 07




Armut Dirsek Önden Kanallı 90°
Pear Angle Front Channel 90°

OA 08




Armut Dirsek Önden Kanallı 45°
Pear Angle Front Channel 45°

OA 09




Armut Dirsek Önden Kanallı 90°
Pear Angle Front Channel 90°

OA 10



Armut Dirsek Önden Kanallı 45°
Pear Angle Front Channel 45°

OA 11




Armut Dirsek Ortadan Kanallı 90°
Pear Angle Middle Channel 90°

OA 12




Armut Dirsek Ortadan Kanallı 45°
Pear Angle Middle Channel 45°

OA 13



Armut Dirsek Ortadan Kanallı 90°
Pear Angle Middle Channel 90°

OA 14



Armut Dirsek Ortadan Kanallı 45°
Pear Angle Middle Channel 45°



0A 15



Armut İçten Delikli Duvar Flanşı
Pear Internally Perforated Wall Plate

0A 16



Armut İçten Delikli Cam Kanallı Duvar Flanşı
Pear Internally Perforated Glass Channeled Wall Plate

0A 17



Armut Bilezik
Pear Bracelet

0A 18




Armut Bilezik Önden Kanallı
Pear Bracelet Middle Channeled

0A 19




Armut Bilezik Ortadan Kanallı
Pear Bracelet Middle Channeled

0A 20




80 lik Oval Dirsek Önden Kanallı 90°
80 Oval Angle Front Channeled 90°

0A 21




80 lik Oval Dirsek Ters Kanallı 90°
80 Oval Angle Reverse Channeled 90°

0A 22




80 lik Oval Dirsek 90°
80 Oval Angle 90°

0A 23




80 lik Oval Dirsek Önden Kanallı 45°
80 Oval Angle Front Channeled 45°

0A 24




80 lik Oval Dirsek Ters Kanallı 45°
80 Oval Angle Reverse Channeled 45°

0A 25



80 lik Oval Dirsek 45°
80 Oval Angle 45°

0A 26




80 lik Oval Bilezik
80 Oval Bracelet

0A 27




80 lik Oval İçten Delikli Duvar Flanşı
80 Oval Internally Perforated Wall Plate

0A 28



80 lik Oval Hareketli Dirsek
80 Oval Movable Angle

0A 29



80 lik Oval Tek Hareketli Dirsek
80 Oval Single Movable Angle

0A 30



80 lik Oval Çift Hareketli Dirsek
80 Oval Double Movable Angle





AA AYDINAL[®]
ALÜMİNYUM

Boru Aksesuarları
Pipe Accessories

www.aydinal.com.tr

BA 01



40x40
Hareketli Mafsal
Movable Hinge

BA 01-1




40x25
Hareketli Mafsal
Movable Hinge

BA 02



40 lık Hareketli Mafsal
40 Movable Hinge

BA 03




40x40
Sabit Mafsal
Fixed Hinge

BA 04



40 lık Sabit Mafsal
40 Fixed Hinge

BA 05



40x25
Sabit Mafsal
Fixed Hinge

BA 06



40 lık Flanşlı Çift Tırnaklı
40 Plated Double Shank

BA 07



40 lık Flanşlı Tek Tırnaklı
40 Plated Single Shank

BA 08



40 lık Flanşlı Tırnaksız
40 Plated Shankless

BA 09



50 lık Çift Delikli Duvar Flanşı
50 double Perforated Wall Plate

BA 10



50 lık Topuz 40 lık Mafsalı
50 Knob Angle 40 Hinged

BA 11



50 lık Boş Topuz Dirsek 40 lık Mafsalı
50 Empty Knob Angle 40 Hinged

BA 12



40 lık Tapa
40 Plug

BA 14



40 lık Dekorlu Flanş
40 Decorated Plate

BA 15



40 lık Dekorlu Flanş Yeni
40 Decorated Plate New


BA 16



35 lık Hareketli Mafsal Somunlu
35 Movable Joint with Nut



BA 16-1



35 lik Hareketli Mafsal
35 Movable Joint

BA 17



35 lik Sabit Mafsal
35 Fixed Joint

BA 18



35 lik Ayak
35 Stamp

BA 19



35 lik Flanş
35 Plate

BA 20



50 lik Ayak
50 Stamp

BA 21



50 lik Hareketli Mafsal Dıştan Geçmeli
50 Movable Hinge with Foreign

BA 22



50 lik Hareketli Mafsal Dıştan Geçmeli
50 Movable Hinge with Foreign

BA 23



50 lik Duvar Flanşı
50 Wall Plate

BA 24



50 lik Duvar Flanşı Dıştan Delikli
50 Wall Plate Externally Perforated

BA 25



50 lik Ayarlı Duvar Flanşı (UFO)
50 Adjusted Wall Plate (UFO)

BA 26



50 lik Şişirme Dirsek 90°
50 Puffing Angle 90°

BA 27



50 lik Şişirme Dirsek 45°
50 Puffing Angle 45°

BA 28



50 lik Topuz Dirsek
50 Knob Angle

BA 29



50 lik Topuz Dirsek 35 lik Mafsalı
50 Knob Angle 35 Hinged

BA 30



50 lik Boş Topuz Dirsek
50 Empty Knob Angle

BA 31



50 lik Boş Topuz Dirsek 35 lik Mafsalı
50 Empty Knob Angle 35 Hinged



BA 32



35 liik Dekorlu Flanş
35 Decorated Plate

BA 33



35 liik Dekorlu Flanş (Yeni)
35 Decorated Plate (New)

BA 34



50 liik Bilezik
50 Bracelet

BA 35



19 liik Bilezik
19 Bracelet

BA 36



16 liik Bilezik
16 Bracelet

BA 37



50 liik Delikli Tapa
50 Perforated Plug

BA 38



Kurtağzı
Dovetail

BA 39




50 liik Topuz
50 Knob

BA 40



Cam Klipsi
Glass Clips

BA 41



Alüminyum Sürge
Aluminium Bolt

BA 42



Alüminyum Menteşe
Aluminium Hinge

BA 43



19 liik Mızrak Tapa
19 Spear Fuze

BA 44




19 liik Mızrak Tapa Dekorlu
19 Decorated Spear Fuze

BA 45




19 liik Dekorlu Tapa
19 Decorated Fuze

BA 46



16 liik Vida Gizleme
16 Screw Cover-up

BA 47



19 liik Vida Gizleme
19 Screw Cover up



BA 48



16 lık Vida Gizleme(Eko)
16 Screw Cover up(Eco)

BA 49



19 lük Vida Gizleme(Eko)
19 Screw Cover up(Eco)

BA 50



19 lük Küre
19 Sphere

BA 51



16 lük Küre
16 Sphere

BA 52



35x35
Yargılı Boru
Convict Pipe

BA 53



35x40
Yargılı Boru
Convict Pipe

BA 54



35x50
Yargılı Boru
Convict Pipe

BA 55



19 lük Dirsek 90°
19 Angle 90°

BA 55-1



19 lük Dirsek 45°
19 Angle 45°

BA 56




16 lük Dirsek 90°
16 Angle 90°

BA 56-1



16 lük Dirsek 45°
16 Angle 45°

BA 57



50x35
Pul
Scale

BA 58



35x19
Pul
Scale

BA 59



19 lük Boru Tutamağı
19 Pipe Handle

BA 60



16 lük Boru Tutamağı
16 Pipe Handle

BA 61



50 lük Tapa
50 Plug



BA 62



35 İlik Tapa
35 Plug

BA 63



19 İlik Tapa
19 Plug

BA 64



16 İlik Tapa
16 Plug

BA 65



16 İlik Mızrak Tapa
16 Spear Plug

BA 66



16 İlik Mızrak Tapa Dekorlu
16 Decorated Spear Plug

BA 67



16 İlik Dekorlu Tapa
16 Decorated Plug

BA 68



Duvar L Bağlantı
Wall L Connection

BA 69



Duvar L Bağlantı Uzun
Wall L onnection Long

BA 70



Duvar L Bağlantı 45°
Wall L Connection 45°

BA 71



35 İlik Yandan Bağlantı
35 Side Conneciton

BA 72



50 İlik Boru Tutamağı
50 Pipe Handle

BA 13



40 İlik Yandan Bağlantı
40 Side Connection

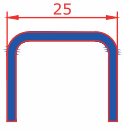




AA AYDINAL[®]
ALÜMİNYUM

Baza - Cam Tutucular
Base - Glass Holders


www.aydinal.com.tr



PR 85
Baza U Çıta
Base U Lath



F 08
Baza U Fıtili
Base U Wick




KA 80
Sıkıştırma Baza Kapağı
Compression Base Cover

KA 79
Sıkıştırma Baza
Compression Base

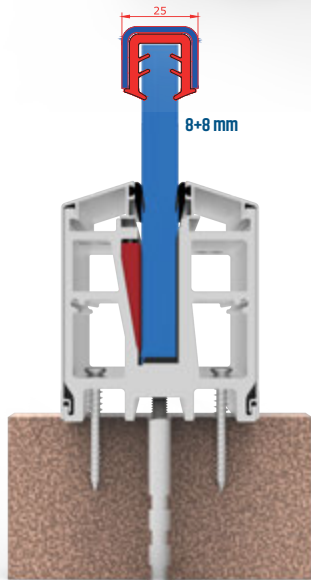

KA 123
Ankraj 10 cm
Anchor 10 cm

KA 124
Ankraj 15 cm
Anchor 15 cm


KA 79
15 cm



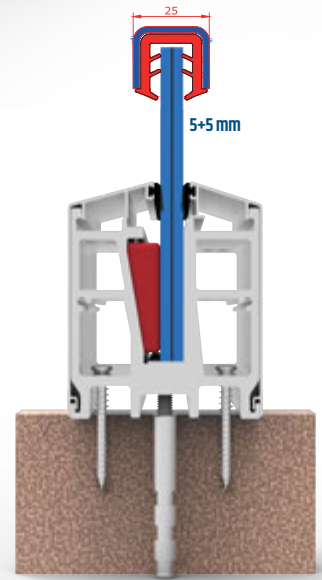
KA 79-1
30 cm



8+8 mm




6+6 mm



5+5 mm






KA 121
Ayarlı Baza
Adjustable Base



KA 77
15 cm




KA 77-1
30 cm



5+5 mm



CT 01



Cam Tutucu 12 cm
Glass Holder 12 cm

CT 02



Cam Tutucu 7,5 cm
Glass Holder 7,5 cm

CT 03



Cam Tutucu 5 cm
Glass Holder 5 cm

CT 04



Cam Tutucu 7,5 cm
Glass Holder 7,5 cm

CT 05



Cam Tutucu 7,5 cm
Glass Holder 7,5 cm

CT 06



Cam Tutucu 5,5 cm
Glass Holder 5,5 cm

CT 07



Cam Tutucu Flanslı
Glass Holder with Flange


CT 08



Cam Tutucu Kare Flanslı
Glass Holder with Square Flange



CT 09



Cam Tutucu 12 cm
Glass Holder 12 cm

CT 10



Cam Tutucu 7,5 cm
Glass Holder 7,5 cm

CT 11




Cam Tutucu 5 cm
Glass Holder 5 cm

CT 12



Cam Tutucu 7,5 cm
Glass Holder 7,5 cm

CT 13



Cam Tutucu 7,5 cm
Glass Holder 7,5 cm

CT 14




Cam Tutucu 5 cm
Glass Holder 5 cm

CT 15



Cam Tutucu Flanşlı
Glass Holder with Flange





AA AYDINAL®
ALÜMİNYUM




AA AYDINAL[®]
ALÜMİNYUM

Lama Dikmeler
Lama Pillars


www.aydinal.com.tr

L 01



Lama
Lama

L 02




Lama
Lama

L 03




Lama
Lama

L 04




Lama
Lama

L 05




Lama
Lama

L 06




Lama
Lama

L 07



Lama
Lama

L 08

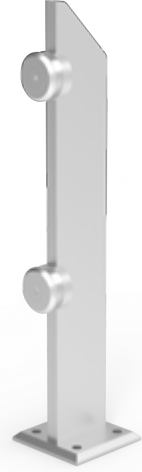


Lama
Lama





L 09



Lama
Lama

AA AYDINAL[®]
ALÜMİNYUM

L 10



Lama
Lama

L 11




Lama
Lama

L 12



Lama
Lama





AA AYDINAL®
ALÜMİNYUM



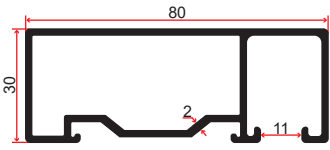
AA AYDINAL®
ALÜMİNYUM

Korkuluk Sistemleri
Railing Systems

www.aydinal.com.tr

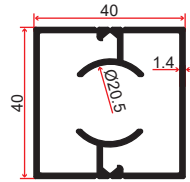


PR 01 1,081 Kg/M



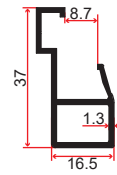
80x30
Küpeşte Önden Camlı Sistem
Railing From Front Glassed System

PR 05 0,809 Kg/M



40x40
Kanalsız
Pipeless

PR 50 0,339 Kg/M



8 mm Cam Kanalı Yeni
New Channel 8 mm Glass

KA 04



40x40
Sabit Mafsal Somunlu
Fixed Hinge with Nuts

KA 08




40x40
Dikme Flanşı
Sewing Plate

KA 35



80x30
Önden Kanallı Dirsek 90°
Front Channeled Angle 90°

KA 44



80x30
Duvar Flanşı İçten Delikli Önden Kanallı
Wall Plate Internally Perforated Front Channeled

KA 67



8 Metrik Gijon
8 Metric Connector

KA 71



Merkeziye Aparatı
Centering Apparatus

ÇIKK 07

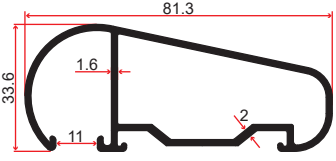


8 mm Cam Kanal Köşesi (Yeni)
8 mm Glass Channel Corner (New)



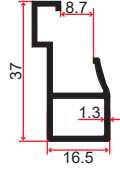


PR 47 1,008 Kg/M



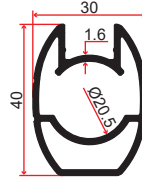
Armut K peşte  nden Camlı Sistem
Pear Glass Railing System Front

PR 50 0,339 Kg/M



8 mm Cam Kanalı Yeni
New Channel 8 mm Glass

PR 57 0,702 Kg/M



40x30
Oval Tek Kanallı
Oval Single Channel

OA 01



40x30
Oval Sabit Mafsal
Oval Fixed Hinge

OA 02



40x30
Oval Dikme Flanşı
Oval Pillar Flange

OA 07



 nden Kanallı Armut Dirsek
Front Channel Pear Elbow

OA 17



Armut iten Delikli Cam Kanallı Duvar Flanşı
Internal Hollow Glass Pear Channel Wall Flange

CKK 07



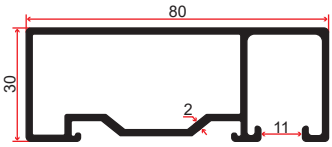
8 mm Cam Kanal K sesi (Yeni)
8 mm Glass Channel Corner (New)





PR 01

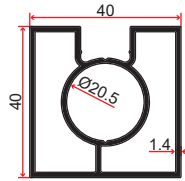
1,081 kg/M



80x30
Küpeşte Önden Camlı Sistem
Railing From Front Glassed System

PR 06

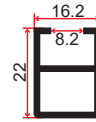
0,888 kg/M



40x40
Tek Kanallı
Single Channel

PR 14

0,267 kg/M



8 mm Cam Kanalı
8 mm Glass Channel

PR 19

0,090 kg/M



13 mm Çıta
13 mm Bar

KA 04



40x40
Sabit Mafsal Somunlu
Fixed Hinge with Nuts

KA 08



40x40
Dikme Flaşı
Sewing Plate

KA 28



16x22
Cam U Dirsek 90°
Glass U Elbow 90°

KA 35



80x30
Önden Kanallı Dirsek 90°
Front Channel Elbow 90°

KA 44



80x30
Duvar Flaşı İçten Delikli Önden Kanallı
Wall Plate Internally Perforated Front Channeled

KA 72

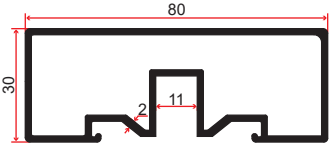


8 mm Cam Kanal Tutucu
8 mm Glass Holder Channel



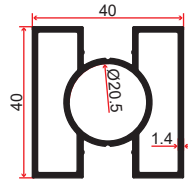


PR 02 1,155 Kg/M



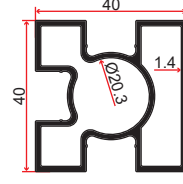
80x30
Küpeşte Ortadan Camlı Sistem
Railing From Middle Glassed System

PR 07 0,900 Kg/M



40x40
Çift Kanallı
Double Channeled

PR 08 0,890 Kg/M



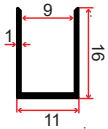
40x40
Üç Kanallı
Triple Channeled

PR 19 0,090 Kg/M



13 mm Çıta
13 mm Bar

PR 56 0,113 Kg/M




8 mm Cam U' su
8 mm Glass is U

KA 04




40x40
Sabit Mafsal Somunlu
Fixed Hinge with Nuts

KA 10



40x40
Dikme Flaşı (Eko)
Sewing Plate (Eko)

KA 31-1



80x30
Mafsalı Dirsek
Jointed Elbow

KA 46



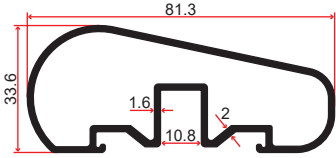
80x30
Duvar Flaşı (Dıştan Delikli)
Wall Plate (External Perforated)





PR 48

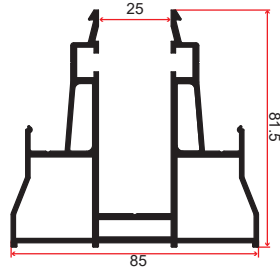
1,060 Kg/M



Armut Küpeşte Ortadan Camlı Sistem
Pear Glass Railing System Medially

PR 52

2,336 Kg/M



Yeni Cam Baza
New Glass Base

PR 53

0,324 Kg/M



Yeni Cam Baza Kapağı İç
New Glass Base Cover Inside


PR 54

0,270 Kg/M



Yeni Cam Baza Kapağı Dış
New Glass Base Cover External

OA 11




Ortadan Kanallı Armut DİRsek
Pear Middle Channel Elbow


OA 17



Armut İçten Delikli Cam Kanallı Duvar Flaşı
Internal Hollow Glass Pear Channel Wall Flange



Üçgen Sıkıştırma Aparatı

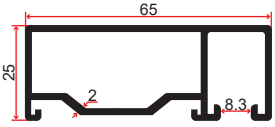


Karşıdan Sıkıştırma Aparatı



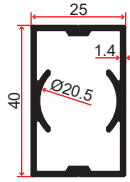


PR 03 0,829 kg/M



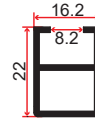
65x25
Küpeşte Önden Camlı Sistem
Railing From Front Glassed System

PR 09 0,619 kg/M



40x25
Kare Dikme
Square Sewing

PR 14 0,267 kg/M



8 mm Cam Kanalı
8 mm Glass Channel

KA 05



40x25
Sabit Mafsal Somunlu
Fixed Hinge with Nuts

KA 09



40x25
Dikme Flanşı
Sewing Plate

KA 14



65x25
Önden Kanallı Dirsek 90°
Front Channeled Angle 90°

KA 25



65x25
Duvar Flanşı İçten Delikli Önden Kanallı
Wall Plate Internally Perforated Front Channeled

KA 67



8 Metrik Cijon
8 Metric Connector

KA 71



Merkezleme Aparatı
Centering Apparatus

CKK 03

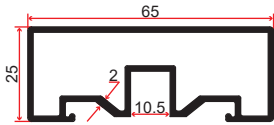


8 mm Kızak Köşe 90°
8 mm Sled Corner 90°

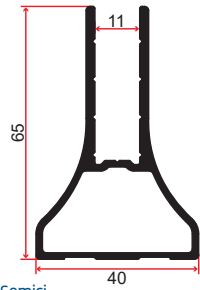


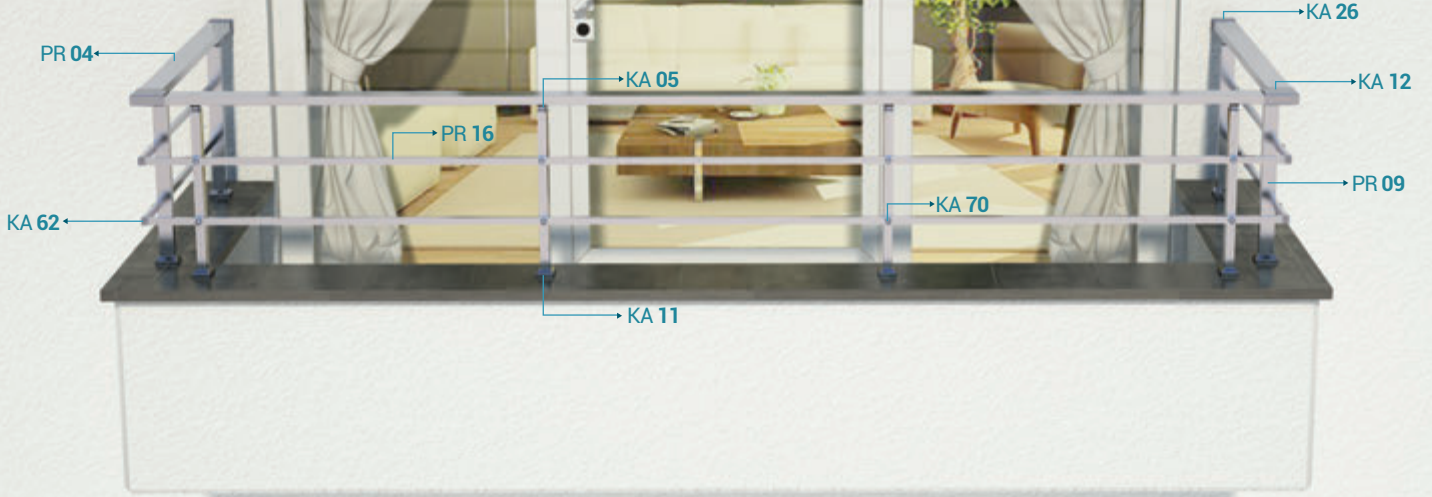
**PR 49**

0,840 kg/M

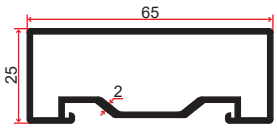
**65x25**
Küpeşte Ortadan Camlı Sistem
Elimination of Glass Railing System**PR 51**

0,964 kg/M

**Yeni Eko Gemici**
New Eco Sailor**KA 14-1****65x25**
Ortadan Kanallı Dirsek
Middle Channeled Elbow**KA 26****65x25**
Duvar Flanşı Dıştan Delikli
Wall Plate External Perforated

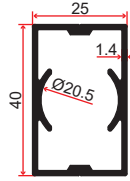


PR 04 0,755 Kg/M



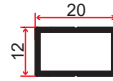
65x25
Küpeşte Önden Camlı Sistem
Railing From Front Glassed System

PR 09 0,619 Kg/M



40x25
Kare Dikme
Square Sewing

PR 16 0,191 Kg/M



20x12
8 mm Cam Kanalı
8 mm Glass Channel

KA 05



40x25
Sabit Mafsallı Somunlu
Fixed Hinge with Nuts

KA 11



40x25
Dikme Flanşı (Eko)
Sewing Plate (Eco)

KA 12



65x25
Dirsek 90°
Elbow 90°

KA 26



65x25
Duvar Flanşı Dıştan Delikli
Wall Plate External Perforated

KA 62




PVC Dirsek
PVC Elbow

KA 67



8 Metrik Gijon
8 Metric Connector

KA 70



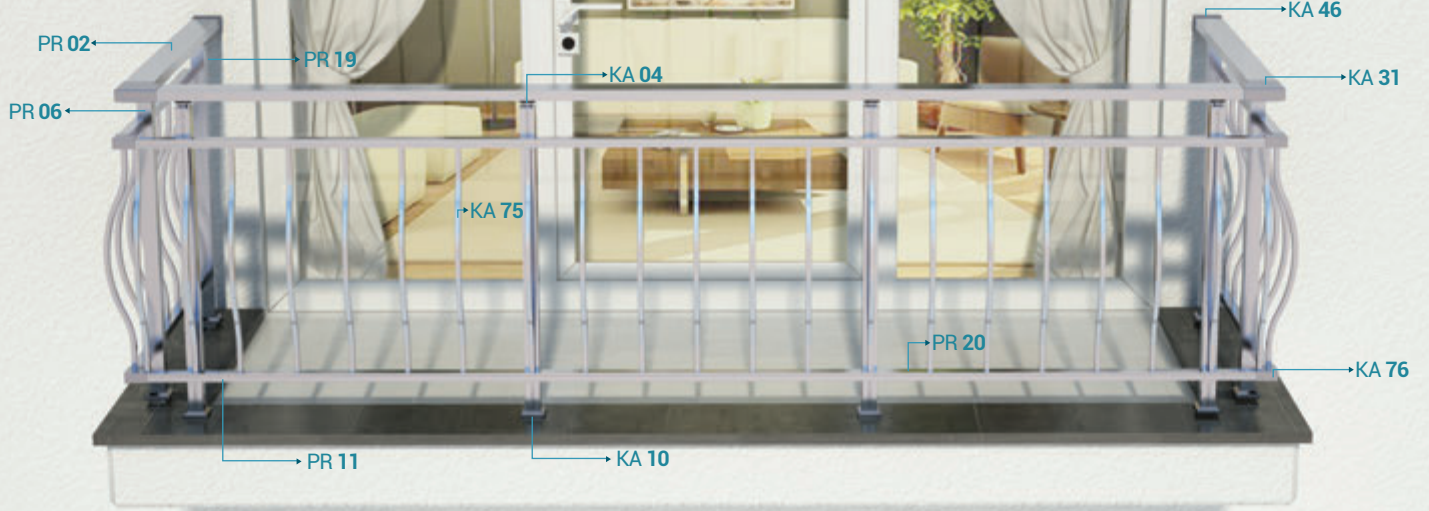
Düz Vida Gizleme
Straight Screw Hiding

KA 71

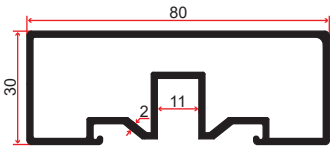


Merkezleme Aparatı
Centering Apparatus



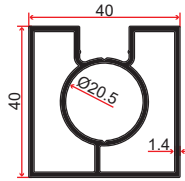


PR 02 1,155 Kg/M



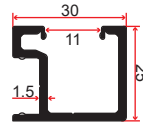
80x30
Küpeşte Ortadan Camlı Sistem
Elimination of Glass Railing System

PR 06 0,888 Kg/M



40x40
Tek Kanallı
Single Channeled

PR 11 0,502 Kg/M



30x25
Dikey Panel Tutucu
Vertical Panel Holder

PR 19 0,090 Kg/M



13 mm Çıta
13 mm Çıta

PR 20 0,088 Kg/M



15 mm Çıta
15 mm Bar

KA 04



40x40
Sabit Mafsal Somunlu
Fixed Hinge with Nuts

KA 10



40x40
Dikme Flanş (Eko)
Sewing Plate (Eco)

KA 31



80x30
Dirsek 90°
Elbow 90°

KA 46




80x30
Duvar Flanşı Dıştan Delikli
Wall Plate External Perforated

KA 75



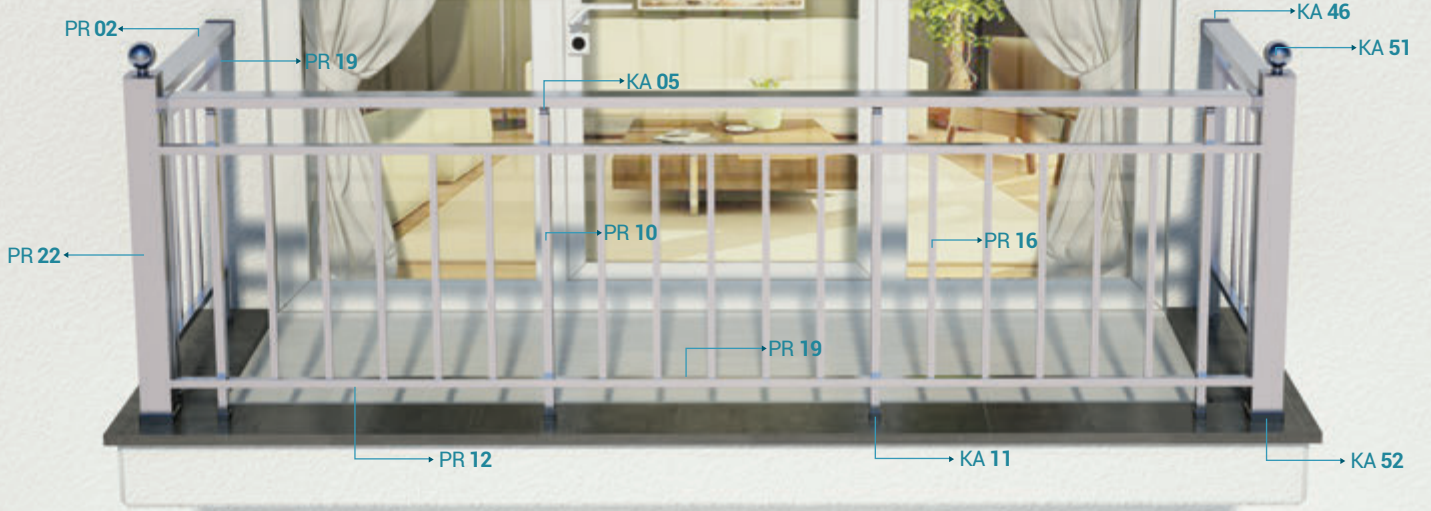
14x14
Dikey Jumbo

KA 76

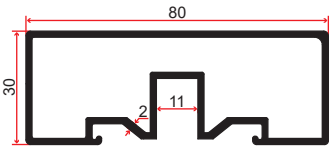


30x25
Dikey Panel Tutucu Köşesi



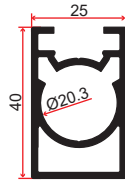


PR 02 1,155 Kg/M



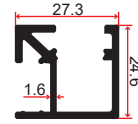
80x30
Küpeşte Önden Camlı Sistem
Railing From Front Glassed System

PR 10 0,775 Kg/M



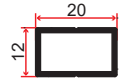
40x25
Tek Kanallı
Mono Channeled

PR 12 0,458 Kg/M



20x12
Dikey Panel Tutucu
Vertical Pannel Holder

PR 16 0,191 Kg/M



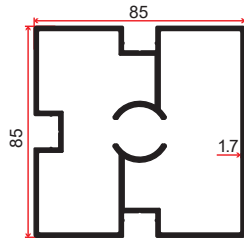
20x12
Kutu
Box

PR 19 0,090 Kg/M



13 mm Çıta
13 mm Bar

PR 22 2,297 Kg/M



85x85
Üç Kanallı Dikme
Three Channeled Sewing

KA 05



40x25
Sabit Mafsâl Somunlu
Fixed Hinge with Nuts

KA 11



Dikme Flanşı (Eko)
Sewing Plate (Eco)

KA 46



80x30
Duvar Flanşı Dıştan Delikli
Wall Plate External Perforated

KA 51



85x85
Topuz
Knob

KA 52



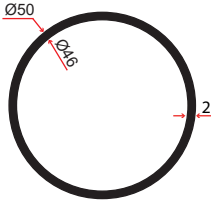
85x85
Dikme Flanşı
Sewing Plate





PR 26

0,817 kg/M



50x2
Boru
Pipe

BA 23



50' lik Duvar Flanşı
50 Wall Plate

BA 30



50' lik Boş Topuz Dirsek
50 Empty Knob Elbow

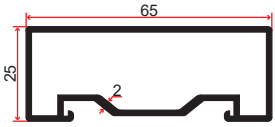
LM 05





PR 04

0,755 Kg/M



65x25
Küpeşte
Railing

KA 12



65x25
Dirsek 90°
Elbow 90°

KA 26



65x25
Duvar Flanşı Dıştan Delikli
Wall Plate External Perforated


LM 01



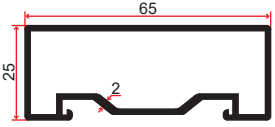
Lama Korkuluk
Blade Parapet



65x25 Emniyet Hatlı Sistem 65x25 Safety Line System

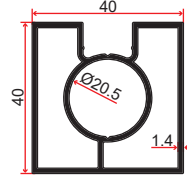


PR 04 0,755 Kg/M



65x25
Küpeşte
Railing

PR 06 0,888 Kg/M



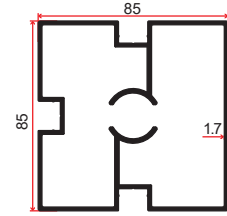
40x40
Tek Kanallı
Mono Channeled

PR 18 0,191 Kg/M



14x14
Kutu
Box

PR 22 2,297 Kg/M




85x85
Üç Kanallı Dikme
Three Channeled Sewing

KA 06 0,191 Kg/M



40x40
Hareketli Mafsal
Movable Hinge

KA 10




40x40
Dikme Flanşı (Eko)
Sewing Plate (Eco)

KA 12



65x25
Dirsek 90°
Elbow 90°

KA 16



65x25
Hareketli Dirsek
Movable Elbow

KA 16-1



65x25
Hareketli Dirsek Duvar Flanşı
Moving Wall Flange Elbow

KA 17



65x25
Tek Hareketli Dirsek
Single Movable Elbow

KA 26



65x25
Duvar Flanşı Dıştan Delikli
Wall Plate External Perforated

KA 51



85x85
Topuz
Knob

KA 52



85x85
Dikme Flanşı
Sewing Plate

KA 55-1



85x85
Küre Pullu
Globe Sequin

KA 57



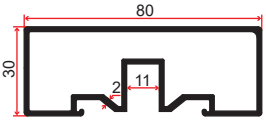
Kare Duvar Flanşı
Square Wall Plate



80x30 Camlı Sistem 80x30 Glass System

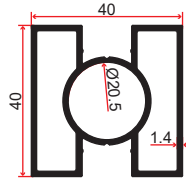


PR 02 1,155 Kg/M



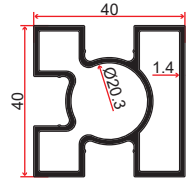
80x30
Küpeşte Önden Camlı Sistem
Railing From Front Glassed System

PR 07 0,900 Kg/M



40x40
Çift Kanallı
Double Channelled

PR 08 0,890 Kg/M



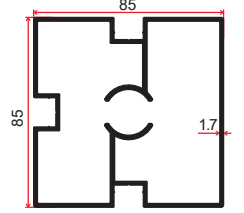
40x40
Üç Kanallı
Triple Channelled

PR 19 0,090 Kg/M



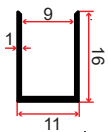
13 mm Çıta
13 mm Bar

PR 22 2,297 Kg/M



85x85
Üç Kanallı Dikme
Three Channelled Sewing

PR 56 0,113 Kg/M




8 mm Cam U' su
8 mm Glass is U

KA 06




40x40
Hareketli Mafsal
Movable Hinge

KA 10




40x40
Dikme Flanşı (Eko)
Sewing Plate (Eco)

KA 31-1




80x30
Mafsalı Dirsek
Jointed Elbow

KA 37



Hareketli Dirsek
Movable Angle

KA 37-1



80x30
Hareketli Dirsek Duvar Flanşı
Moving Wall Flange Elbow

KA 46



80x30
Duvar Flanşı Dıştan Delikli
Wall Plate External Perforated

KA 51



85x85
Topuz
Knob

KA 52



85x85
Dikme Flanşı
Sewing Plate

KA 71



Merkeziye Aparatı
Centering Apparatus





AA **AYDINAL**[®]
ALÜMİNYUM

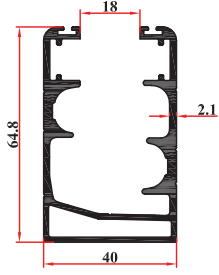


AA AYDINAL[®]
ALÜMİNYUM

www.aydinal.com.tr

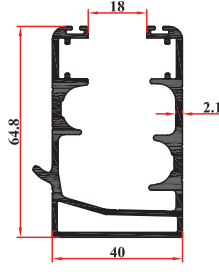
**Moonglass Isı Camlı
Balkon Sistemleri**
Moonglass Heat Glazed
Balcony Systems

ICB 10 1,439 Kg/M



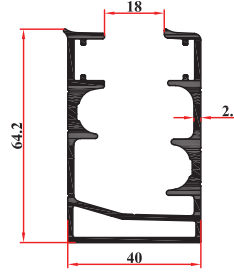
Kasa Profili Fitilli
Case Profile Ribbed

ICB 11 1,485 Kg/M



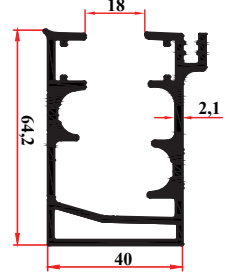
Damlalıklı Kasa Profili Fitilli
Dropper Case Profile Ribbed

ICB 01 1,415 Kg/M



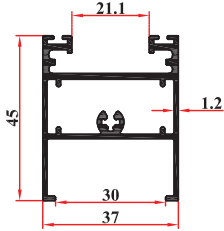
Kasa Profili
Case Profile

ICB 14 1,505 Kg/M



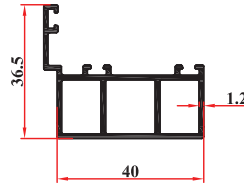
Contalı Kasa
Gasketed Case

ICB 02 0,770 Kg/M



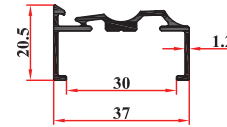
Kanat Profili
Wing Profile

ICB 03 0,600 Kg/M



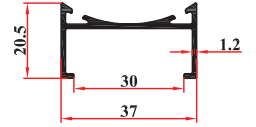
Yan Dikme Profili
Side Strut Profile

ICB 04 0,330 Kg/M



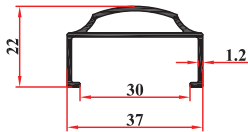
Bitim Profili
Finish Profile

ICB 05 0,325 Kg/M



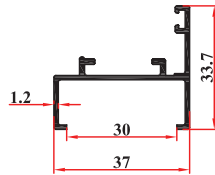
C Dikme Profili
C Sewing Profile

ICB 06 0,340 Kg/M



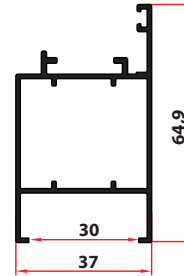
D Dikme Profili
D Sewing Profile

ICB 07 0,375 Kg/M



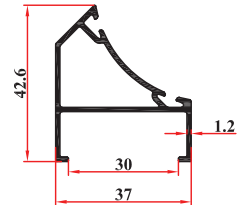
Kanat Dikme Profili
Wing Strut Profile

ICB 12 0,712 Kg/M



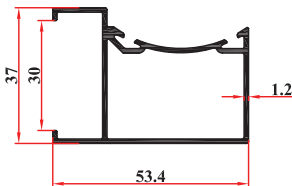
Gizli Kol Dikme Profili
Hidden Handle Strut Profile

ICB 08 0,475 Kg/M



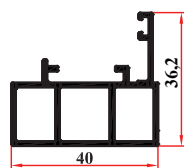
Dönüş Profili 45°
Return Profile 45°

ICB 09 0,625 Kg/M



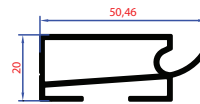
Dönüş Profili 90°
Return Profile 90°

ICB 15 0,602 Kg/M



Tijli Yan Dikme
Side Strut Profile

CB 55 0,523 Kg/M



Damlalıklı Kutu Profili
Dropper Box Profile

SS 15 0,143 Kg/M



İspanyollet Tij
Espagnol Tij



ICB 21



Düz Teker
Flat Wheel

ICB 22



Kilitli Teker
Locked Wheel

ICB 23




Kanat Alt Pim
Wing Bottom Pin



Kanat Üst Pim
Wing Top Pin

ICB 24



90° Köşe Profil Kapağı
90° Corner Profile Cover

ICB 25



45° Köşe Profil Kapağı
45° Corner Profile Cover

ICB 26



Orta D Profil Kapağı
Middle D Profile Cover

ICB 27



Orta C Profil Kapağı
Middle C Profile Cover

ICB 28




Bitim Profil Kapağı
Finish Profile Cover

ICB 29




Kanat Profil Kapağı
Wing Profile Cover

ICB 40



Gizli Kanat Profil Kapağı
Hidden Wing Profile Cover

ICB 30



Teker Çıkış Yuvası
Wheel Outlet Slot

ICB 31



Katlanır Deve Boynu
Foldable Camel Neck

ICB 32



Teker Çıkış Yuvası Kapağı - Alt
Wheel Outlet Slot Cover - Bottom

ICB 33



Teker Çıkış Yuvası Kapağı - Üst
Wheel Outlet Slot Cover - Top

ICB 34



Park
Stopper



ICB 18



Eksenel Kol Çift Dilli
Axial Arm Bilingual

ICB 45



Moonglass Kol
Moonglass Handle

ICB 42



Gizli Kol Mekanizması
Hidden Handle Mechanism

ICB 41



Gizli Gömme Kol
Hidden Handle

CB 31




Kanat Stoplama
Wing Stop

ICB 17



Alüminyum Pencere Kolu
Aluminium Window Handle

ICB 35



Yan Dikme Profil Fitili
Side Strut Profile Wick

ICB 36



Orta C Profil Fitili
Medium C Profile Wick

ICB 37



Bitim Profil Fitili
Finish Profile Wick

ICB 38



Kanat Profil Fitili
Wing Profile Wick

ICB 39



C Oval Profil Fitili
C Oval Profile Wick

ICB 16



48x1200 Kıt Fitil
48x1200 Scarlet Wick

ICB 43



Gizli Kol Pimi
Hidden Handle Pin

ICB 44



M6 Gijon
M6 Connector

ICB 20



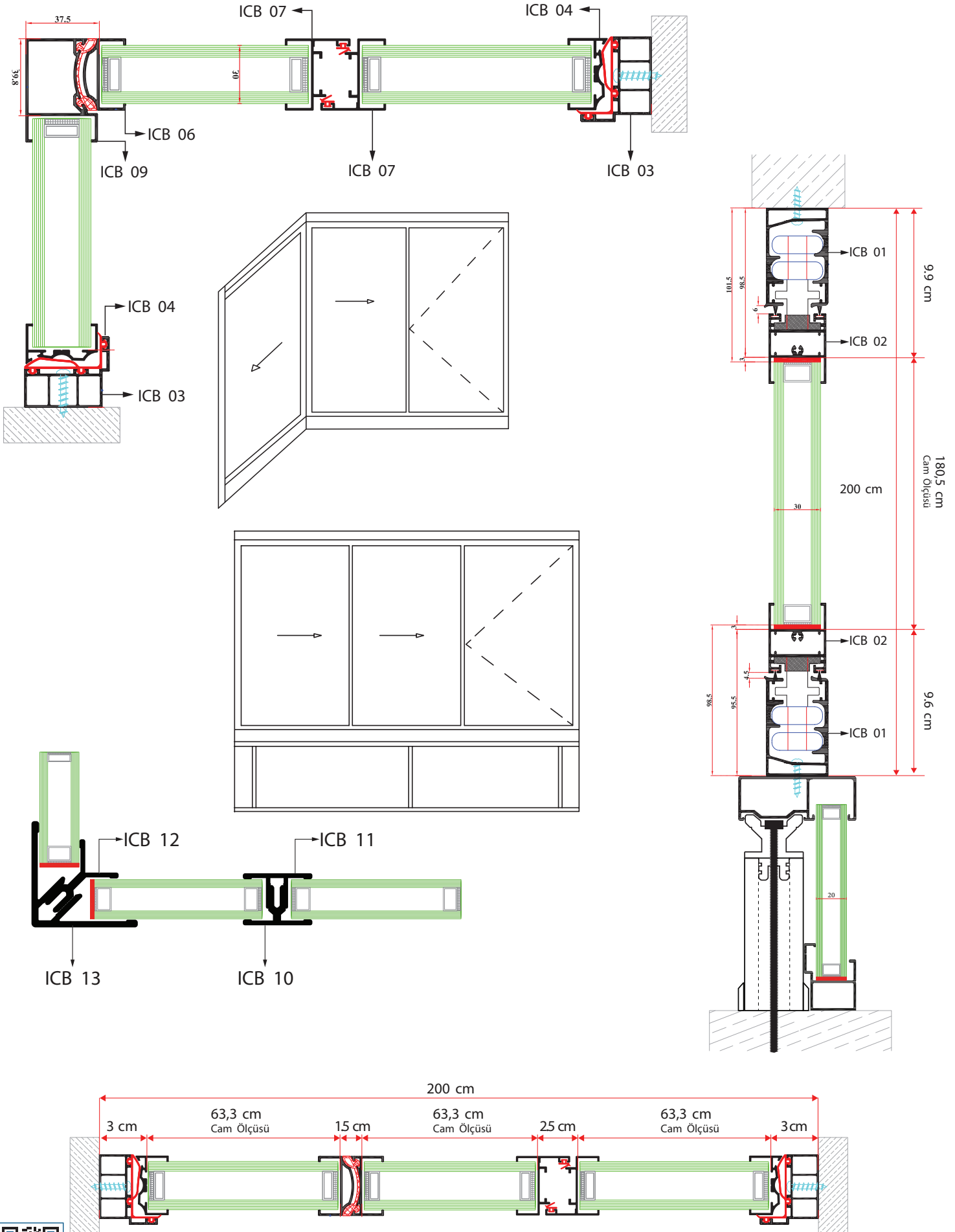
Özel Silikon (310 mg)
Special Silicone (310 ml)

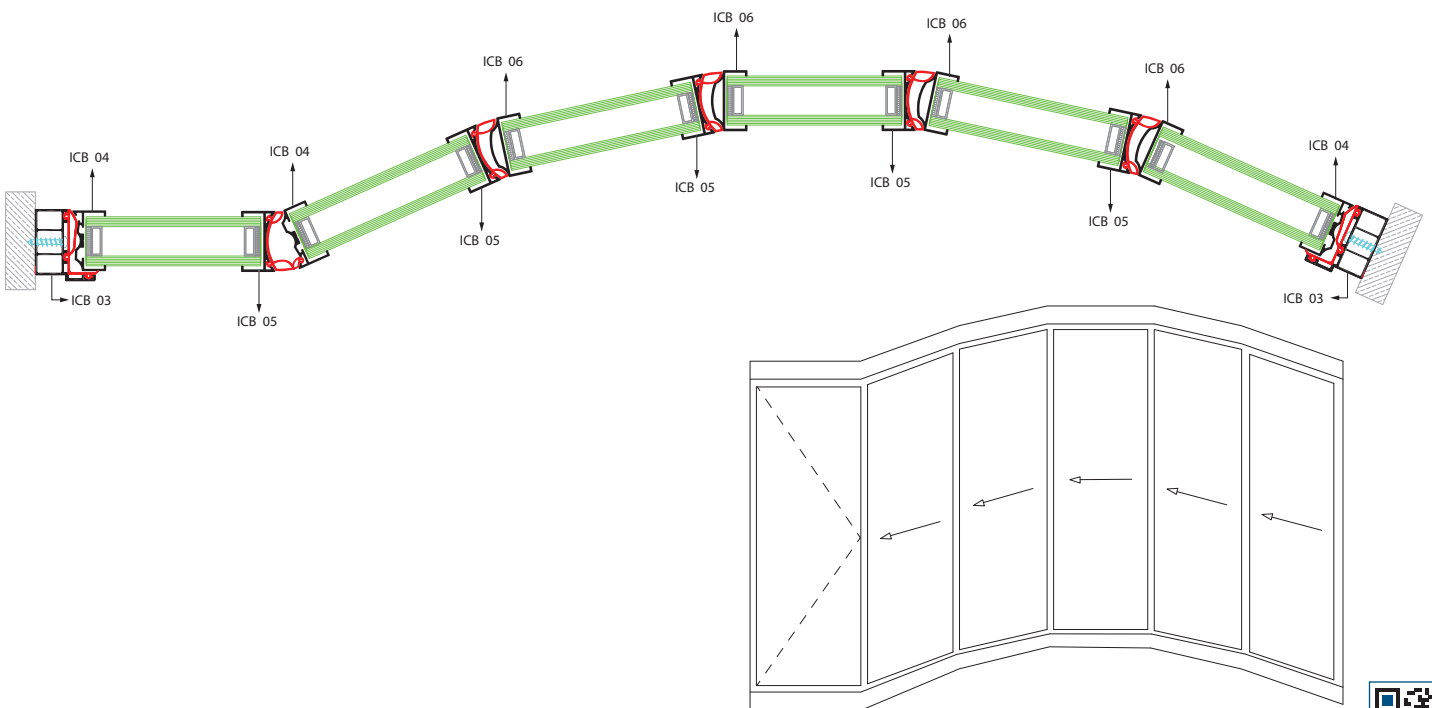
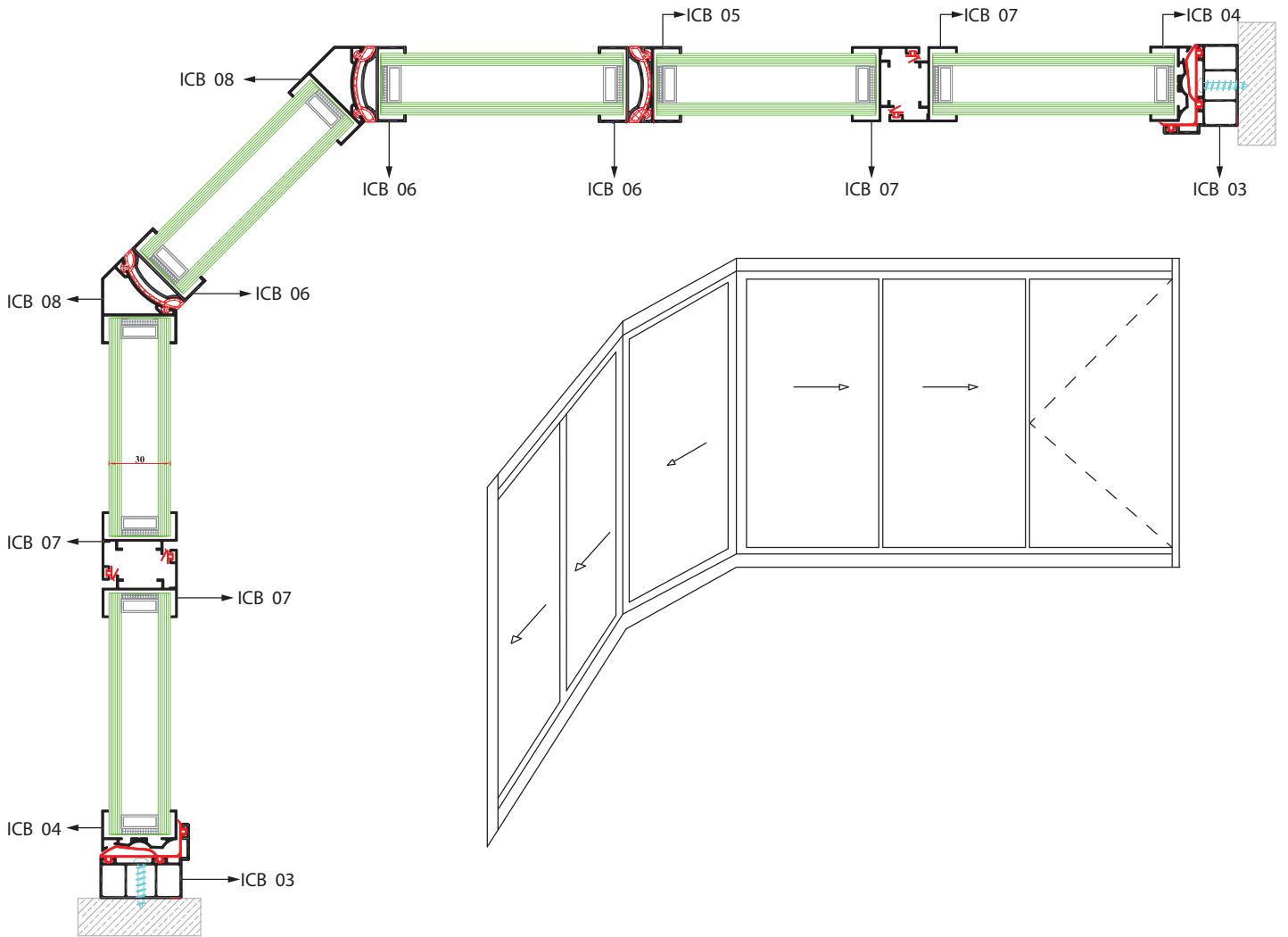
ICB 44



Contalı Kasa Fitili
Gasketed Casing



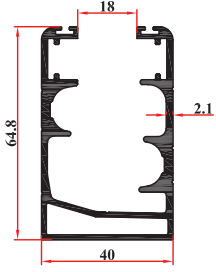






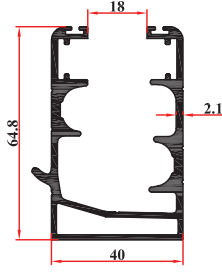
AA **AYDINAL**[®]
ALÜMİNYUM

ICB 10 1,439 Kg/M



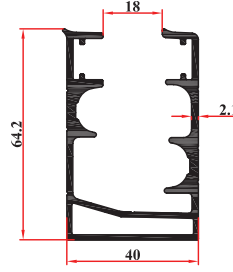
Kasa Profili Fitilli
Case Profile Ribbed

ICB 11 1,485 Kg/M



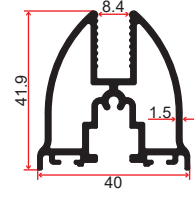
Damlalıklı Kasa Profili Fitilli
Dropper Case Profile Ribbed

ICB 01 1,415 Kg/M



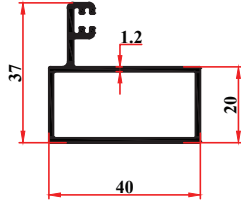
Kasa Profili
Case Profile

CB 05 0,805 Kg/M



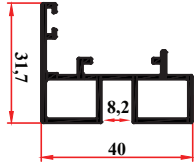
Kanat Profili
Wing Profile

CB 06 0,498 Kg/M



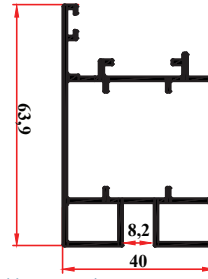
Yan Dikme
Side Sewing

CB 53 0,518 Kg/M



Gold 8 mm Dar Kanat
Gold 8 mm Narrow Wing

CB 54 0,888 Kg/M



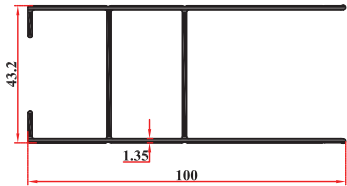
Gold 8 mm Geniş Kanat
Gold 8 mm Wide Wing

CB 55 0,523 Kg/M



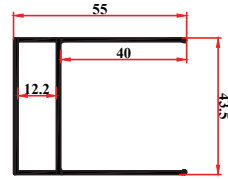
Damlalıklı Kutu Profil
Dropper Box Profile

CB 50 1,096 Kg/M



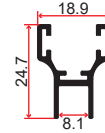
Perdelik Profili 100 lük
Drapery Profile 100

CB 51 0,680 Kg/M



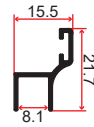
Perdelik Profili
Drapery Profile

CB 07 0,224 Kg/M



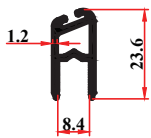
Cam Büyük H
Glass Big H

CB 08 0,141 Kg/M



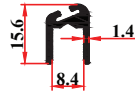
Cam Küçük H
Glass Small H

CB 09 0,224 Kg/M



Büyük D 90°
Big D 90°

CB 10 0,165 Kg/M



Küçük D 45°
Small D 45°

CB 56



Kanat Profili Fitilli
Wing Profile Wick



CB 11



Zamak Düz
Zamak Flat

CB 12



Zamak Parklı
Zamak Divisional

CB 13



Alt Üst Pim
Upside Down Pin

CB 14




Halkalı Kilit Takımı
Ring Lock Set

CB 14-1



Boncuklu Kilit Takımı
Beaded Lock Set

CB 15



Teker Çıkış Yuvası
Wheel Exit Frame

CB 21



Deve Boynu
Goose Neck

CB 16



Köşe Bitim Kapağı
Corner End Cover

CB 17



Kanat Açılır Kapağı (Sağ - Sol)
Wing Opener Cover (Right - Left)

CB 17-1



Ara Geçme Kapak (Erkek - Dişi)
Intermediate Cover (Male - Female)

CB 18



90° Baza Kapağı
90° Base Cover

CB 19



135° Baza Kapağı
135° Base Cover

AG 01



6 lı Park
6 Stopper

CB 28



Teker Çıkış Kapağı
Wheel Exit Frame

CB 31



Kanat Stoplama
Wing Stopper

CB 32



Boncuklu İp
Beady Rope



CB 35



Gold Geniş Kanat Kapağı
Gold Wide Wing Cover

CB 34



Gold Dar Kanat Kapağı
Gold Narrow Wing Cover

ICB 43



Gizli Kol Pimi
Hidden Handle Pin

ICB 44



M6 Gijon
M6 Connector

CB 38



67x500 Kıl Fital
67x500 Bristle Roving

CB 39



67x800 Kıl Fital
67x800 Bristle Roving

CB 40



67x1200 Kıl Fital
67x1200 Bristle Roving

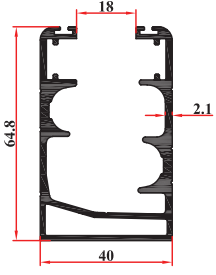
ICB 16



48x1200 Kıl Fital
48x1200 Bristle Roving

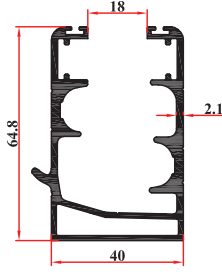


ICB 10 1,439 Kg/M



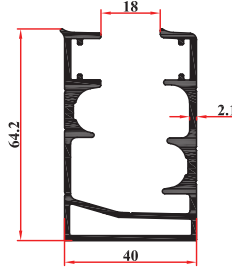
Kasa Profili Fitilli
Case Profile Ribbed

ICB 11 1,485 Kg/M



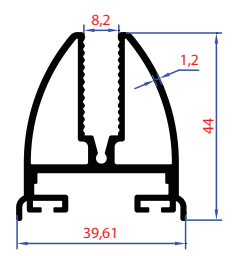
Damlahlıklı Kasa Profili Fitilli
Dropper Case Profile Ribbed

ICB 01 1,415 Kg/M



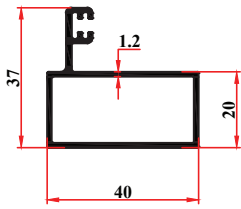
Kasa Profili
Case Profile

AKS 01 0,788 Kg/M



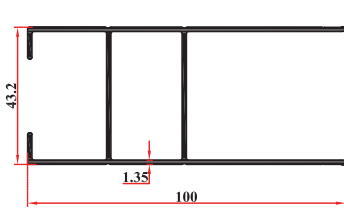
Aks Kanat
Aks Wing

CB 06 0,498 Kg/M



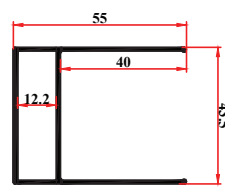
Yan Dikme
Side Sewing

CB 50 1,096 Kg/M



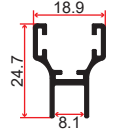
Perdelik Profili 100 lük
Drapery Profile 100

CB 51 0,680 Kg/M



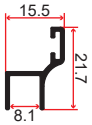
Perdelik Profili
Drapery Profile

CB 07 0,224 Kg/M



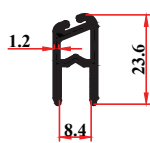
Cam Büyük H
Glass Big H

CB 08 0,141 Kg/M



Cam Küçük H
Glass Small H

CB 09 0,224 Kg/M




Büyük D 90°
Big D 90°

CB 10 0,165 Kg/M



Küçük D 45°
Small D 45°

CB 32



Boncuk İp
Bead Rope

ICB 21




Düz Teker
Flat Wheel

ICB 22



Kilitli Teker
Locked Wheel

ICB 23



Kanat Alt Pim
Wing Bottom Pin



Kanat Üst Pim
Wing Top Pin




AKS 10



Kilit Takımı
Lock Set

ICB 30



Teker Çıkış Yuvası
Wheel Exit Frame

ICB 31



Deve Boynu
Goose Neck

AKS 11



Köşe Bitim Kapağı
Corner End Cover

AKS 12



Düz Baza Kapağı
Flat Base Corner

AKS 13



Ara Geçme Kapak (Erkek - Dişi)
Intermediate Cover (Male - Female)

AKS 14



90° Baza Kapağı
90° Base Cover

AKS 15



135° Baza Kapağı
135° Base Cover

AKS 16



Oval Baza Kapağı
Oval Base Cover

AKS 17



6 lı Park
6 Stopper

AKS 18



Teker Çıkış Kapağı
Wheel Exit Frame

CB 31



Kanat Stoplama
Wing Stopper

ICB 16



48x1200 Kıl Fital
48x1200 Bristle Wick

ICB 38



67x500 Kıl Fital
67x500 Bristle Wick

CB 39



67x800 Kıl Fital
67x800 Bristle Wick

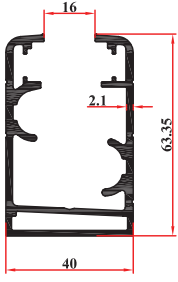
CB 40



67x1200 Kıl Fital
67x1200 Bristle Wick

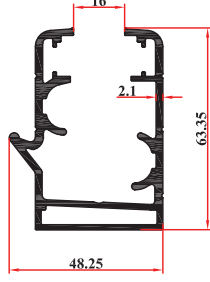


CB 01 1,390 Kg/M



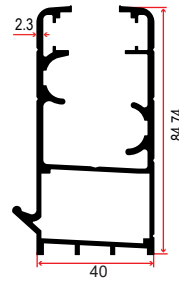
Kasa
Safe

CB 02 1,520 Kg/M



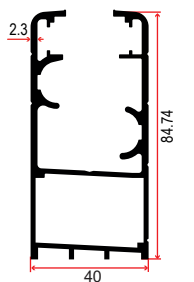
Damlalıklı Kasa
Drainer Box

CB 03 1,808 Kg/M



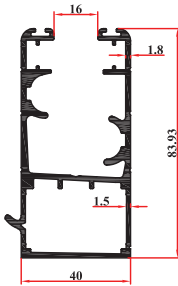
Kutulu Damlalıklı Kasa
Boxed Drainer Box

CB 04 1,732 Kg/M



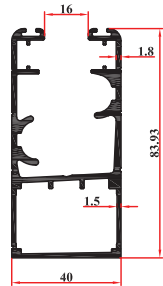
Kutulu Kasa
Boxed BOX

CB 03-1 1,680 Kg/M



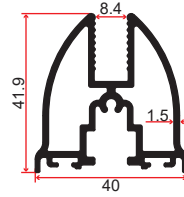
Kutulu Damlalıklı Kasa Fitilli
Boxed Dropper Case Corded

CB 04-1 1,642 Kg/M



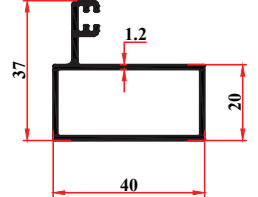
Kutulu Kasa Fitilli
Boxed Case Corded

CB 05 0,802 Kg/M



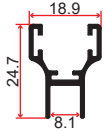
Kanat
Wing

CB 06 0,498 Kg/M



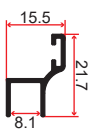
Yan Dikme
Side Probs

CB 07 0,224 Kg/M



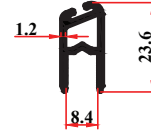
Cam Büyük H
Glass Big H

CB 08 0,141 Kg/M



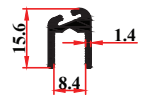
Cam Küçük H
Glass Small H

CB 09 0,224 Kg/M



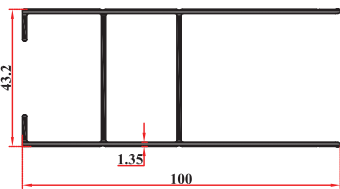
Büyük D 90°
Big D 90°

CB 10 0,165 Kg/M



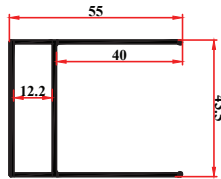
Küçük D 45°
Small D 45°

CB 50 1,096 Kg/M



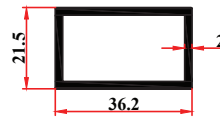
Perdelik Profili 100 lük
Drapery Profile 100

CB 51 0,680 Kg/M



Perdelik Profili
Drapery Profile

CB 52 0,580 Kg/M



Kutu Takoz
Box Wedge



CB 11



Zamak Düz
Zamak Flat

CB 12



Zamak Parklı
Zamak Divisional

CB 13



Alt Üst Pim
Upside Down Pin

CB 14



Halkalı Kilit Takımı
Ring Lock Set

CB 14-1



Boncuklu Kilit Takımı
Beaded Lock Set

CB 15



Teker Çıkış Yuvası
Wheel Exit Frame

CB 21



Deve Boynu
Goose Neck

CB 16



Köşe Bitim Kapağı
Corner End Cover

CB 17



Kanat Açılır Kapağı (Sağ - Sol)
Wing Opener Cover (Right - Left)

CB 17-1



Ara Geçme Kapak (Erkek - Dişi)
Intermediate Cover (Male - Female)

CB 18



90° Baza Kapağı
90° Base Cover

CB 19



135° Baza Kapağı
135° Base Cover

CB 20



Oval Baza Kapağı
Oval Base Cover

CB 22



1 li Park
Single Stopper

CB 23



3 lü Park
Triptle Stopper

CB 24



5 li Park
Quinary Stopper




CB 25



7 li Park
Septente Stopper

CB 26



9 lu Park
Nine Up Stopper

CB 28




Teker Çıkış Kapağı
Wheel Exit Frame

CB 29



Kasa Birleştirme Takoğu
Case Connection Wedge

ICB 46



Gizli Kol Bakla 9' lu
Hidden Arm Link 9 pcs

CB 37



Gizli Kol Bakla 6' lu
Hidden Arm Link 6 pcs

ICB 42



Gizli Kol Bakla 3' lu
Hidden Arm Link 3 pcs

CB 30




Kasa Birleştirme Takoğu
Case Connection Wedge

CB 31



Kanat Stoplama
Wing Stopper

CB 32



Boncuklu İp
Beady Rope

CB 38



67x500 Kıl Fital
67x500 Bristle Roving

CB 39



67x800 Kıl Fital
67x800 Bristle Roving

CB 40



67x1200 Kıl Fital
67x1200 Bristle Roving

CB 41

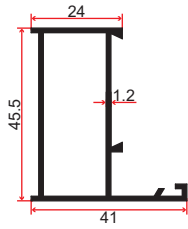


P.U. Mastik
P.U. Sealant



AL 01

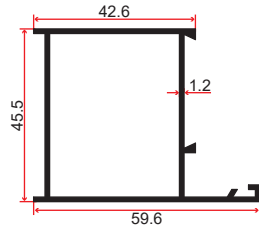
0,535 Kg/M



Dar Kasa
Narrow Box

AL 02

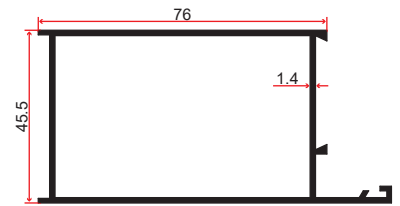
0,656 Kg/M



Orta Kasa
Central Box

AL 03

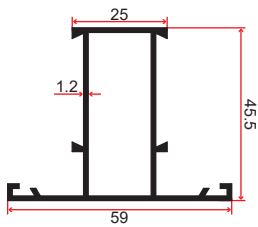
1kg/M



Geniş Kasa
Large Frame

AL 04

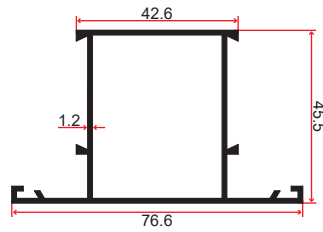
0,642 Kg/M



Dar T
Narrow T

AL 05

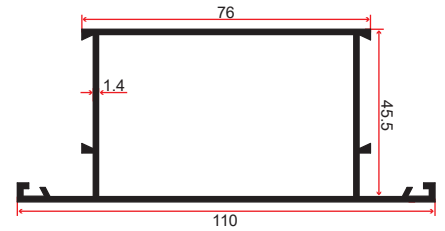
0,757 Kg/M



Orta T
Central T

AL 06

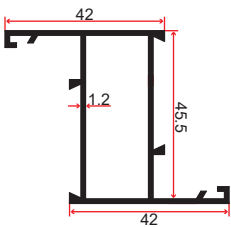
1,125 Kg/M



Geniş T
Large T

AL 07

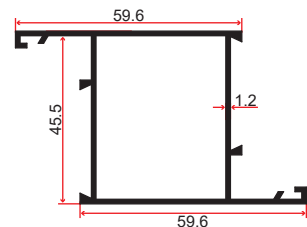
0,642 Kg/M



Dar Kanat
Narrow Wings

AL 08

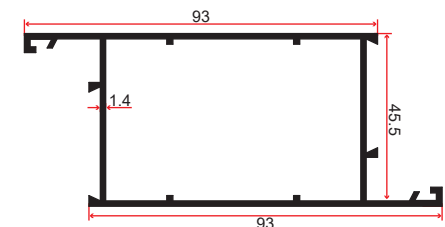
0,752 Kg/M



Orta Kanat
Central Wings

AL 09

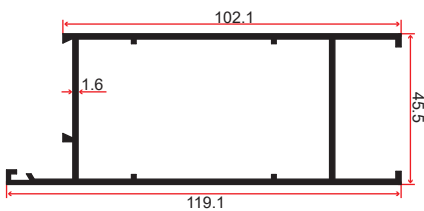
1,152 Kg/M



Geniş Kanat
Wide Wings

AL 10

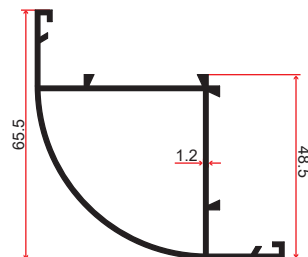
1,393 Kg/M



Etek
Skirt

AL 11

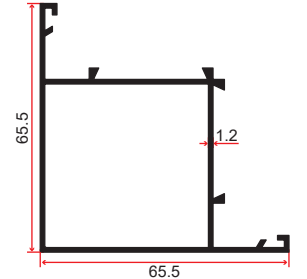
0,752 Kg/M



Oval Köşe
Oval Corner

AL 12

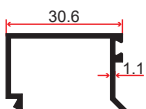
0,814 Kg/M



Kare Köşe
Square Corner

AL 13

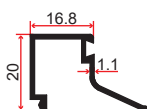
0,235 Kg/M



Tek Cam Çıtası
Single Glass Bead

AL 14

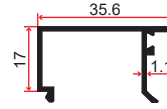
0,221 Kg/M



Isıcam Çıtası
Insulating Glass Bead

AL 15

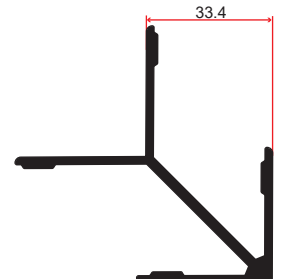
0,240 Kg/M



Kompozit Çıta
Composite Bead

AL 16

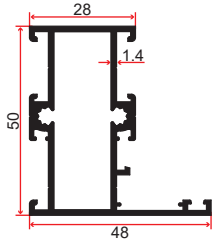
1,136 Kg/M



Çavuş Köşe
Sergent Corner

SS 01

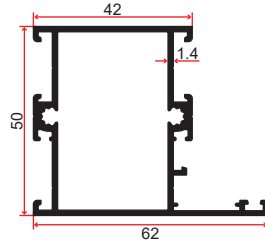
0,855 Kg/M



Dar Kasa
Narrow Box

SS 02

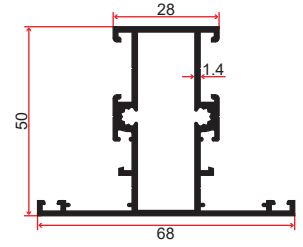
0,950 Kg/M



Orta Kasa
Central Box

SS 03

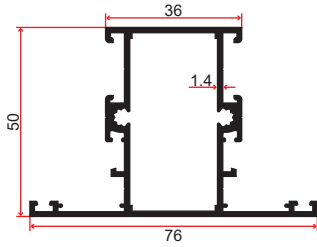
0,950 Kg/M



Dar T
Railing From Front Glassed System

SS 04

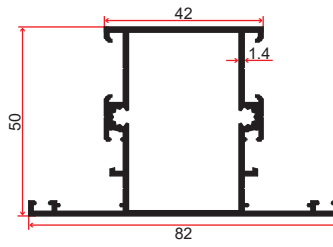
1,023 Kg/M



Orta T
Central T

SS 05

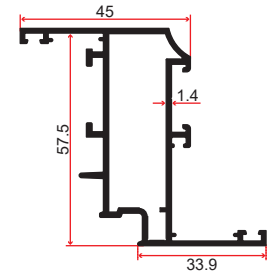
1,058 Kg/M



Geniş T
Large T

SS 06

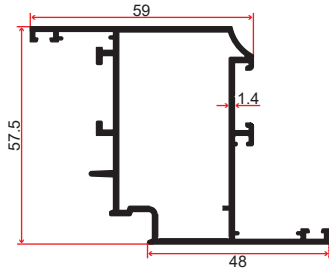
0,925 Kg/M



Dar Kanat
Narrow Wings

SS 07

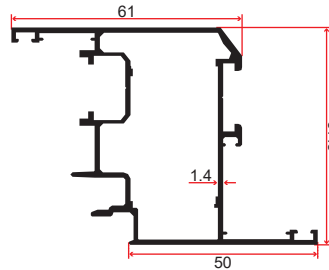
1,033 Kg/M



Orta Kanat
Central Wings

SS 08

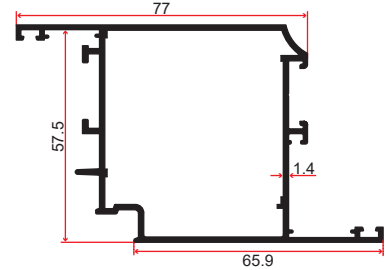
1,142 Kg/M



PVC İspanyoletti Kanat
PVC Latches Wings

SS 09

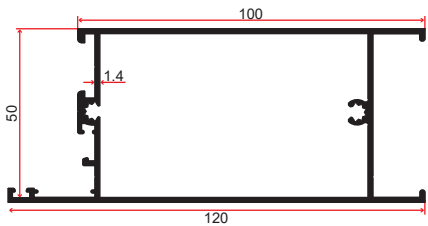
1,165 Kg/M



Kapı Kanadı
Door Wing

SS 10

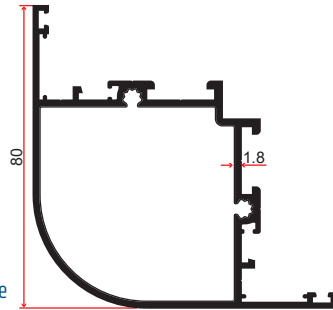
1,393 Kg/M



Etek
Skirt

SS 11

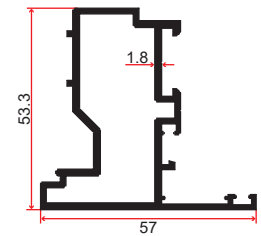
1,476 Kg/M



Oval Köşe
Oval Corner

SS 12

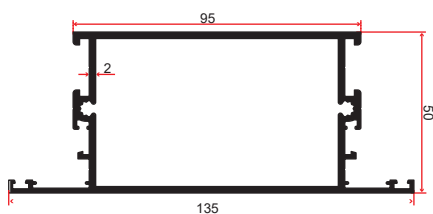
1,061 Kg/M



Adaptör
Adapter

SS 13

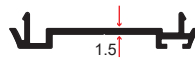
1,914 Kg/M



135' lik Geniş T
135' like Large T

SS 14

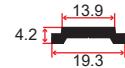
0,292 Kg/M



Çarpma Kapı Adaptörü
Swing Door Adapter

SS 15

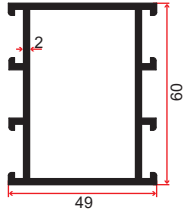
0,143 Kg/M



İspanyoletti Tij
Latches Rods

CS 01

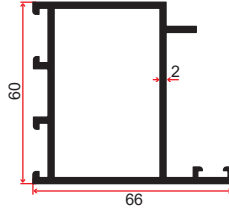
1,314 Kg/M



Orta Kayıt Kasa
Central Registry Box

CS 02

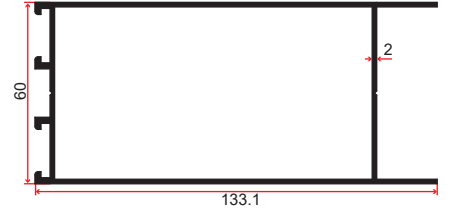
1,380 Kg/M



Kapı Kanatı
Door Wing

CS 03

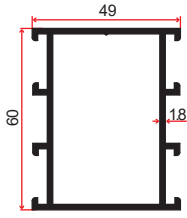
2,129 Kg/M



Etek
Skirt

CS 04

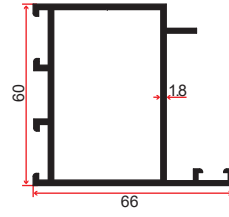
1,195 Kg/M



Orta Kayıt Kasa
Central Registry Box

CS 05


1,242 Kg/M



Kapılık Kanat
Door Wing

CS 06

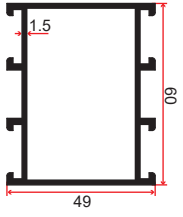
1,933 Kg/M



Etek
Skirt

CS 07

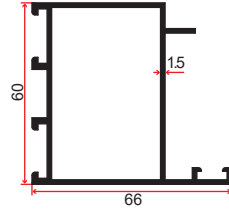
1,066 Kg/M



Orta Kayıt Kasa
Central Registry Box

CS 08

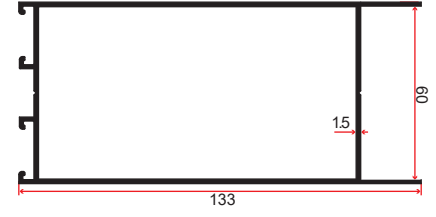
1,092 Kg/M



Kapılık Kanat
Door Wing

CS 09

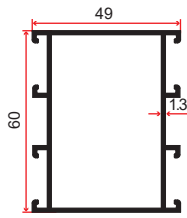
1,933 Kg/M



Etek
Skirt

CS 10

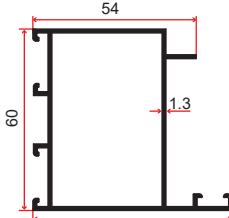
0,900 Kg/M



Orta Kayıt Kasa
Central Registry Box

CS 11

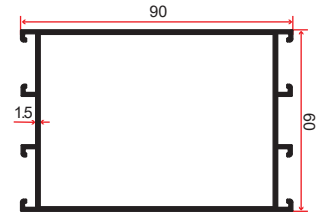
0,942 Kg/M



Kapılık Kanat
Door Wing

CS 12

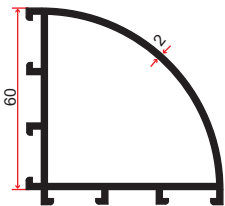
1,334 Kg/M



Geniş Orta Kayıt
Broader Middle Records

CS 13

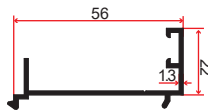
1,400 Kg/M



Oval Köşe
Oval Corner

CS 14

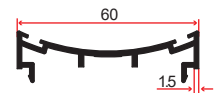
0,390 Kg/M



Adaptör
Adapter

CS 15

0,504 Kg/M



Çarpma Kapı Adaptörü
Swing Door Adapter

CT 01 0,221 kg/M

15 mm Çita
15 mm Trim

CT 02 0,227 kg/M

17,6 mm Çita
17,6 mm Trim

CT 03 0,273 kg/M

24 mm Çita
24 mm Trim

CT 04 0,275 kg/M

24,6 mm Çita
24,6 mm Trim

CT 05 0,260 kg/M

26 mm Çita
15 mm Trim

CT 06 0,272 kg/M

28 mm Çita
28 mm Trim

CT 07 0,280 kg/M

30 mm Çita
30 mm Trim

CT 08 0,324 kg/M

38 mm Çita
38 mm Trim

CT 09 0,225 kg/M

Eko Çita
Eco Trim

CT 10 0,170 kg/M

Damlalık
Dropper

CT 11 0,368 kg/M

Sistem Bağlantı Takozu
Chock System Connection

CT 12 0,724 kg/M

Sistem Bağlantı Takozu
Chock System Connection

CT 13 3,037 kg/M

Köşe Takozu
Corner Chock

CT 14 6,774 kg/M

Köşe Takozu
Corner Chock

CT 15 4,341 kg/M

Köşe Takozu
Corner Chock

CT 16 2,284 kg/M

Köşe Takozu
Corner Chock

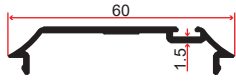
CT 17 3,434 kg/M

Köşe Takozu
Corner Chock

CT 18 0,990 kg/M

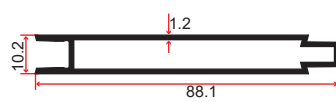
Çavuş Köşe
Sergeant Corner

CS 16 0,344 kg/M



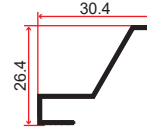
Çarpma Kapı Adaptörü
Swing Door Adapter

CS 17 0,645 kg/M



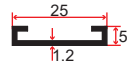
Lambiri
Lamber

CS 18 0,156 kg/M



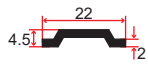
Damlalık
Dropper

CS 19 0,123 kg/M



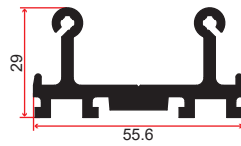
İspanyolet Dış
Outside Latches

CS 20 0,132 kg/M



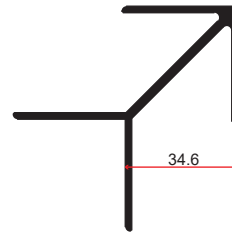
İspanyolet İç
Internal Latches

CS 21 1,234 kg/M



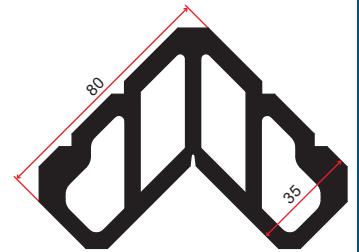
Bağlantı Takozu
Access Wedge

CS 22 1,175 kg/M



Çavuş Köşe
Sergeant Corner

CS 23 5,997 kg/M



Köşe Takozu
Corner Check

SP 01 0,373 kg/M



Süpürgelik Altlığı
Baseboard Platform

SP 02 0,379 kg/M





70' lik Süpürgelik
70 Baseboard


SP 03 0,457 kg/M



90' lik Süpürgelik
90 Baseboard



- SPK 1- 70'lik Tapa Sağ / 70 Fuze Right
- SPK 2- 70'lik İç Köşe 90° / 70 Internal Komer 90°
- SPK 3- 70'lik Dış Köşe 90° / 70 external comer 90°
- SPK 4- 70'lik İç Köşe 45° / 70 internal comer 45°
- SPK 5- 70'lik Dış Köşe 45° / 70 external comer 45°
- SPK 6- 70'lik Tapa Sol / 70 Plug Left



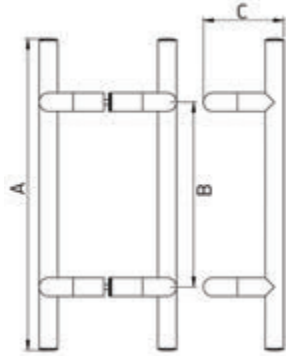
- SPK 7- 90'lik Tapa Sağ / 90 Fuze Right
- SPK 8- 90'lik İç Köşe 90° / 90 Internal Komer 90°
- SPK 9- 90'lik Dış Köşe 90° / 90 external comer 90°
- SPK 10- 90'lik İç Köşe 45° / 90 internal comer 45°
- SPK 11- 90'lik Dış Köşe 45° / 90 external comer 45°
- SPK 12- 90'lik Tapa Sol / 90 Plug Left



DA 01



Kod/Code	Ø	A	B	C
KHK-50	30	50	35	80
KHK-60	30	60	45	80
KHK-70	30	70	55	80
KHK-80	30	80	65	80
KHK-90	30	90	75	80
KHK-100	30	100	85	80

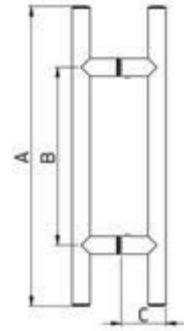


Köşeli H Kol
Angular H Arm

DA 02



Kod/Code	Ø	A	B	C
HCK30-50	30	50	35	80
HCK30-60	30	60	45	80
HCK30-70	30	70	55	80
HCK30-80	30	80	65	80
HCK30-90	30	90	75	80
HCK30-100	30	100	85	80

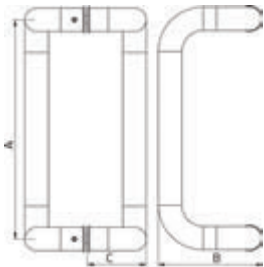


H Çekme Kol
H Draw Arm

DA 03



Kod/Code	Ø	A	B	C
KK25-20	25	200	130	80
KK25-30	25	300	130	80
KK25-35	25	350	130	80
KK25-40	25	400	130	80
KK25-50	25	500	130	80

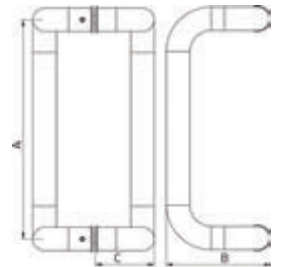


Kıvrık Kol
Curved Arm

DA 04



Kod/Code	Ø	A	B	C
KK30-30	30	300	160	100
KK30-40	30	400	160	100
KK30-50	30	500	160	100
KK30-60	30	600	160	100
KK30-70	30	700	160	100



Kıvrık Kol
Curved Arm

DA 05



Yay Kol
Spring Arm

DA 06



Mini Kıvrık Kol
Mini Curved Arm

DA 07



Mini Kıvrık Kol Aynalı
Mini Curved Arm with Mirror

DA 08



Mini Çekme Kol
Mini Draw Arm

DA 09



Mini Çekme Kol Aynalı
Mini Draw Arm with Mirror

DA 10




Akbank Takım Kol Aparatı
Akbank Suit Arm Apparatus

DA 11



Rozetli Sos Kol
Rosette Sausage Arm

DA 12



Yaylı Rozetli Sosis Kol
Spring Rosette Sausage Arm

DA 13



Sosis Kol
Sausage Arm

DA 14



Yaylı Rozetli Kol
Spring Rosette Arm

DA 15



D Kol
D Arm

DA 16



Tetik Kol
Trigger Arm

DA 17



Çekme Kol
Draw Arm

DA 18



İspanyolet Kol
Espagnolette Arm

DA 19



Eksenel Kol
Axial Arm

DA 20

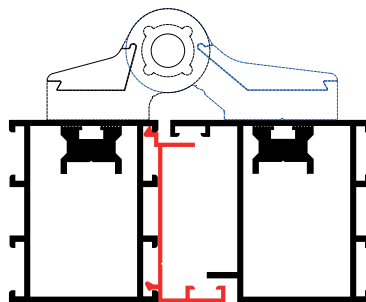


Eksenel Kıvrık Kol
Axial Curved Arm

DA 21



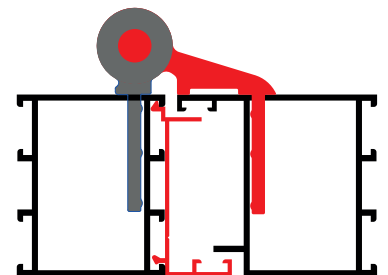
Oval Mentеше
Oval Knuckle



DA 22



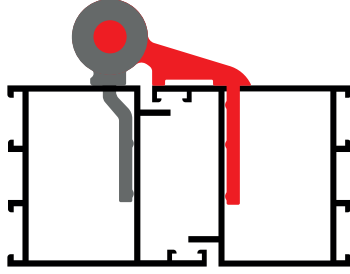
Baba Mentеше
Main Knuckle



DA 23



Baba Mentеше Yeni
Main Knuckle New




DA 24



Aldoks Düz Mentеше
Aldoks Straight Knuckle

DA 25



Sistem Mentеше
System Knuckle

DA 26



Sistem Isı Yalıtımlı Mentеше
System Thermal Insulating Knuckle

DA 27




Vasistas Çelik Makas
Vasistas Steel Knuckle

DA 28



Aldoks Vasistas Makas
Aldoks Vasistas Knuckle

DA 29



Vasistas Çarpma
Vasistas Vent Sash Beat

DA 30



C60
Makaralı Kilit Karşılığı
Roller Lock Cover

DA 31



C60
Dilli Kilit Karşılığı
Bolt Lock Cover

DA 32



C60
Kilit Altlığı
Bolt Lock Base Plate

DA 33



Aldoks Makaralı Kilit Karşılığı
Aldoks Lock Base Plate

DA 34



Aldoks Dilli Kilit Karşılığı
Aldoks Roller Lock Cover

DA 35



Sistem Makaralı Kilit Karşılığı
System Roller Lock Cover

DA 36



Sistem Dilli Kilit Karşılığı
System Bolt Lock Cover

DA 37



Sistem Isı Yalıtımlı Makaralı Kilit Karşılığı
System Heat Insulated Roller Lock Cover

DA 38



Sistem Isı Yalıtımlı Dilli Kilit Karşılığı
System Heat Insulated Bolt Lock Cover

DA 39



Merpo Sürgü Uzun
Merpo Bolt Long

DA 40



Merpo Sürgü Kısa
Merpo Bolt Short

DA 41



Sistem Sürgü Uzun
System Bolt Long

M 116



20 mm Makaralı Kilit
20 mm Roller Lock

M 117



25 mm Makaralı Kilit
25 mm Roller Lock

M 115



20 mm Dilli Kilit
20 mm Bolt Lock

M 189



25 mm Dilli Kilit
25 mm Bolt Lock

M 115



Hidrolik
Hydraulic

M 189



Otomatik Elektrikli Trajlı Kilit
Automatic Electric Circulation Lock

DA 09



Matkap Uçlu Vida Çeşitleri
Drill Bit Screw Types

F 07



C60 Kanat Contası
C60 Wing Seal

F 04



Aldoks Fıtil
Aldoks Wick

M 130



C60 Sac Takoz
C60 Sheet Wedge

M 142



Aldoks Orta Sac Takoz
Aldoks Middle Sheet Wedge

M 142-1



Aldoks Dar Takoz
Aldoks Narrow Wedge

M 135



60x25 Çamaşırılık
60x25 Laundry

M 137



65x25 Çamaşırılık
65x25 Laundry

M 136



80x30 Çamaşırılık
80x30 Laundry

M 134



50 İlik Çamaşırılık
50 Laundry

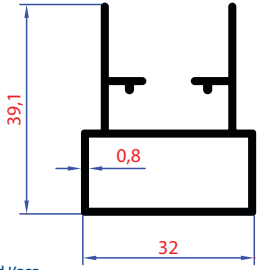


AA AYDINAL[®]
ALÜMİNYUM

Sineklik Profilleri
Flywatter Profiles

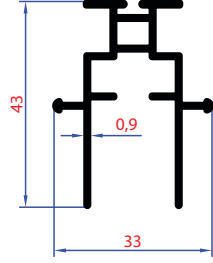
www.aydinal.com.tr

PS 01 0,324 Kg/M



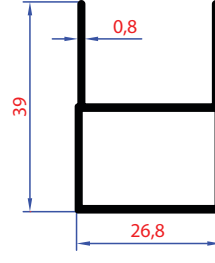
Gold Kasa
Gold Case

PS 02 0,325 Kg/M



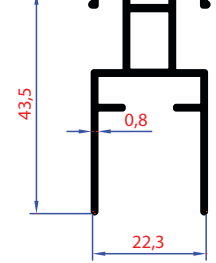
Gold Kanat
Gold Wing

PS 03 0,289 Kg/M



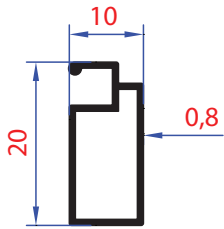
Junior Kasa
Junior Case

PS 04 0,318 Kg/M



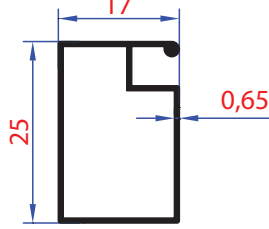
Junior Kanat
Junior Wing

PS 05 0,112 Kg/M



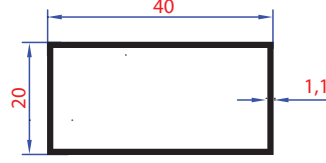
10x20 Sineklik
10x20 Fly Screen

PS 06 0,148 Kg/M



17x25 Sineklik
17x25 Fly Screen


PS 07 0,307 Kg/M



20x40 Kutu
20x40 Box



PS 08



Gold Seri Aksesuar Seti
Gold Series Accessories Set

PS 09



Junior Seri Aksesuar Seti
Junior Series Accessories Set

PS 10



17x25 Sineklik Köşe Takozu 90°
17x25 Flynet Corner Wedge 90°

PS 11



17x25 Sineklik Bağlama Pabucu
17x25 Flynet Fastening Plate

PS 12



17x25 Sineklik Mentşesi (Plastik Pimli)
17x25 Flynet Plastic Hinge (with Plastic Pin)

PS 13



10x20 Sineklik Mentşesi (Plastik Pimli)
10x20 Flynet Plastic Hinge (with Plastic Pin)

PS 14



10x20 Sineklik Köşe Takozu 90°
10x20 Flynet Corner Wedge 90°

PS 15



10x20 Sineklik Bağlama Pabucu
10x20 Flynet Fastening Plate



AA AYDINAL®
ALÜMİNYUM

KONYA MAĞAZA



MOONGLASS
İSICAMLI CAM BALKON ve KORKULUK SİSTEMLERİ


AA AYDINAL®

ALÜMİNYUM

FABRİKA / Factory

-  Fevzi Çakmak Mah. Elit Sanayi Sitesi 10757 Sk. No:5/M Karatay/KONYA-TURKEY
-  +90 332 248 36 94
-  info@aydinal.com.tr
-  www.aydinal.com.tr

MAĞAZA / Store Office

-  Horozluhan Mah. Marangozlar Sanayi Sitesi Başkışla Sk. No: 51 Selçuklu/KONYA-TURKEY
-  +90 332 233 43 28
-  +90 332 237 77 89



Yetkili Bayii / Authorized Dealer